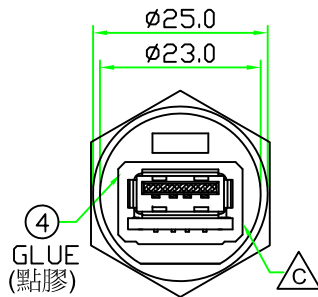
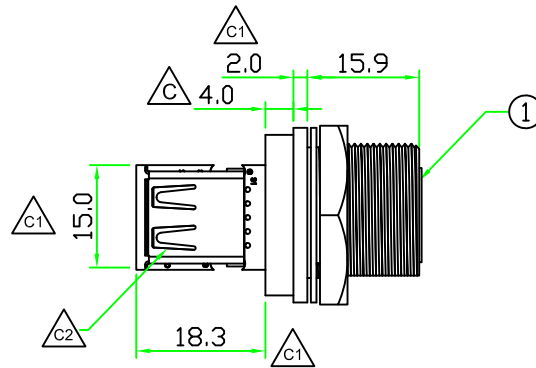


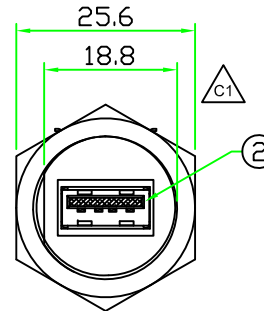
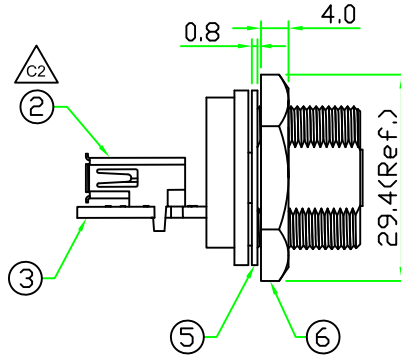
RECOMMENDED
PANEL CUT OUT

RoHS

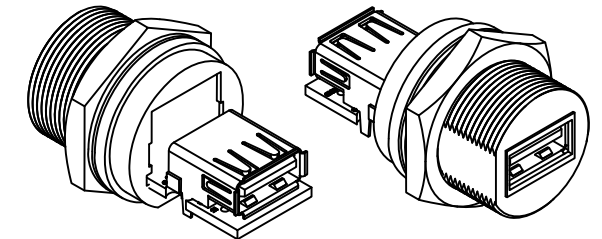
IP66~68



REAR VIEW
(後視圖)

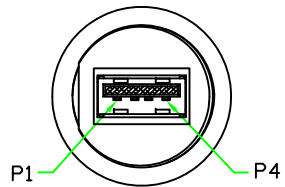


FRONT VIEW
(前視圖)



NOTES:

1. Current Rating: 1A
2. Connector Temperature Range: -25°C to 85°C
3. Contact Resistance: ≤30mΩ
4. Insulation Resistance: ≥100MΩ
5. Breakdown Voltage: ≥AC 500V/1 Minute
6. Panel Thickness Max. 6.0 mm



PIN ASSIGNMENT
FRONT VIEW
(前視圖)

OLD P/N:USB2AC-P3CRJ
(原型号)

6	HEX NUT	NYLON+GF.	BLACK	1	
5	GASKET	EPDM.	BLACK	1	
4	GLUE	EPOXY.	BLACK	1	
3	PCB	FR4. Double Size, 1.6mm Thickness		1	
2	CONNECTOR	USB 2.0 A Type Female Connector.	WHITE	2	
1	BODY	USB A Type Female Connector Body. NYLON+GF.	BLACK	1	
No.	PART NAME	DESCRIPTION	COLOR	Q'TY	REMARKS

		UNIT: mm		TITLE : USB 2.0 A Type Female C Size Screw Type Circular Flange Panel With Right Angle USB 2.0 A Type Female	
SCALE 1:1		UNLESS OTHERWISE SPECIFIED TOLERANCES: .X ± 0.5 .XX ± 0.25 .XXX ± 0.1 ANGLE ± 1°		P/N: $\triangle B$ USB2AC-P3CSJ	
REV. C2		SHEET 1/1		DR. Patty CH. ERIC	
				DWG.NO: $\triangle B$ USB2AC-P3CSJ AP.	

REV	DESCRIPTION	DATE
A	ISSUE	Oct/03/2012
B	Change P/N NO.	May/23/2014
C	Change length & @rear shape	Oct/05/2015
C1	Modify dimension.	Jan/20/2016
C2	Correct USB metal shell shape.	Apr/20/2016