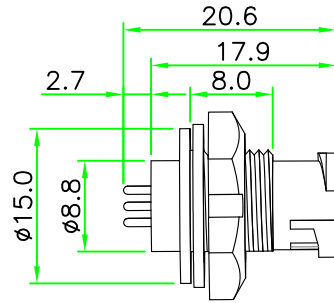
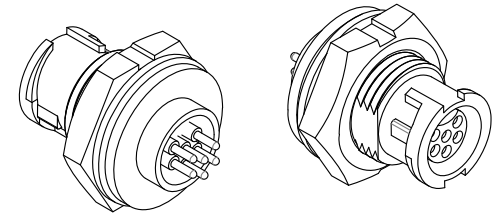


RECOMMENDED
PANEL CUT OUT

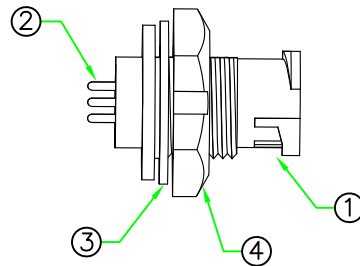
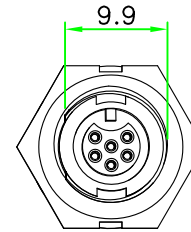
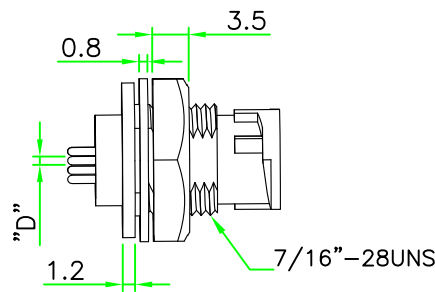
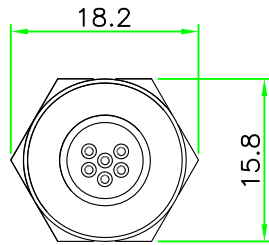


P/N	D
CAD	∅1.0
CAN	∅0.8

REV.	DESCRIPTION	DATE
A	ISSUE	Oct/16/2019



RoHS
IP66~68



NOTES:

1. ELECTRICAL CHARACTERISTICS:

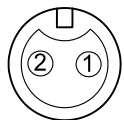
CURRENT RATING: 2A / 5A
CONNECTOR TEMPERATURE RANGE: -25°C TO +85°C
DIELECTRIC WITHSTANDING VOLTAGE:
500V AC FOR ONE MINUTE

2. MAXIMUM PANEL THICKNESS: 3.2mm

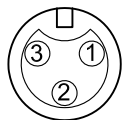
3. HOW TO ORDER: CAX-L3xxCPSR

02 - 2 PIN 04 - 4 PIN
03 - 3 PIN 05 - 5 PIN
06 - 6 PIN

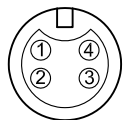
D - CURRENT RATING 5A
N - CURRENT RATING 2A



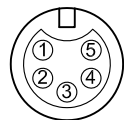
CAD-L302CPR



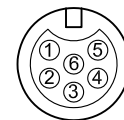
CAD-L303CPR



CAN-L304CPR



CAN-L305CPR



CAN-L306CPR

PIN ASSIGNMENT FRONT VIEW (前視圖)

4	HEX NUT	Nylon+GF.	BLACK	1	
3	GASKET	EPDM.	BLACK	1	
2	CONTACT	Brass, 6 u" Gold Plated. Female Contact.		N	
1	CONNECTOR	A Size Male Connector Insert. Nylon+GF.	BLACK	1	
No.	PART NAME	DESCRIPTION	COLOR	Q'TY	REMARKS

		TITLE : Circular A Size Male Connector Female Pin Rear Mount Lock Type Circular Flange PCB Pin	
 UNIT: mm SCALE: 1.5:1	P/N: CAX-L3xxCPR DWG.NO: CAX-L3xxCPR		
UNLESS OTHERWISE SPECIFIED TOLERANCES: x ±0.5 xx ±0.25 xxx ±0.1 ANGLE ± 1'		REV. A SHEET 1/1	DWG.NO: CAX-L3xxCPR