

IDC CONNECTOR DIP Y-TYPE

5460 SERIES - 2.54MM



Specifications

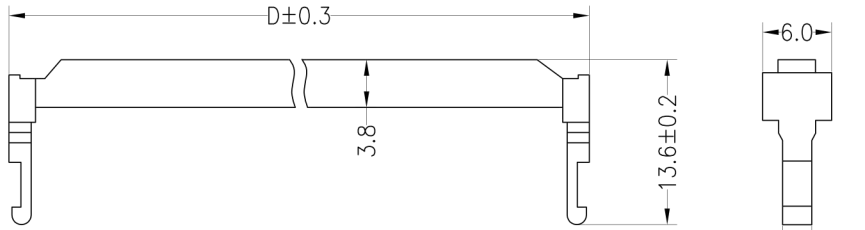

- Rated current: 3.0AMP
- Contact resistance: 20mΩ max
- Withstand Voltage: 1000V AC/DC
- Insulation resistance: 1000MΩ min
- Operation temperature: -40°C to +105°C
- Contact material: Brass
- Contact plating: Au Or Sn Over Ni
- Insulator material: Polyester (UL94V-0)
- Standard: PBT
- Max. processing Temp: 180°C for 30-60 seconds
200°C for 10 seconds

Ordering Information

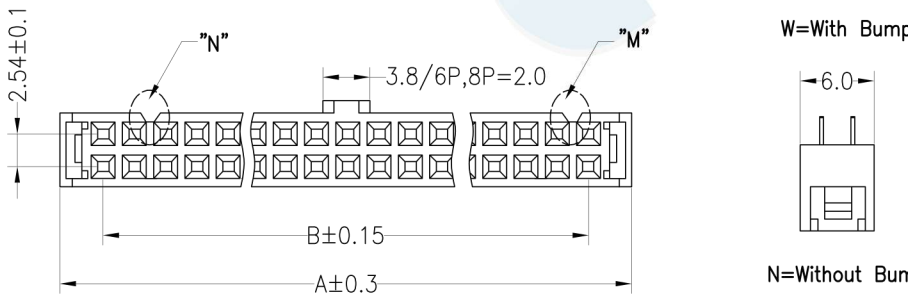
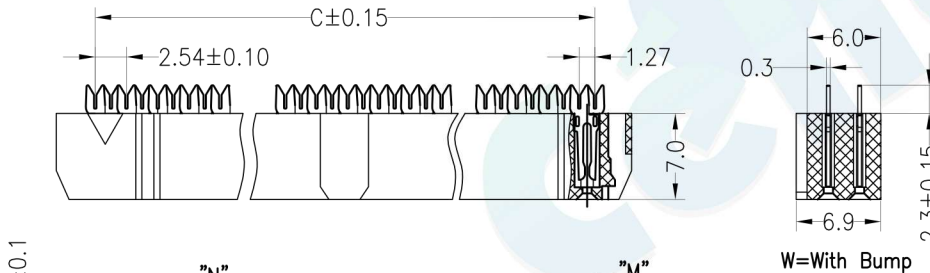
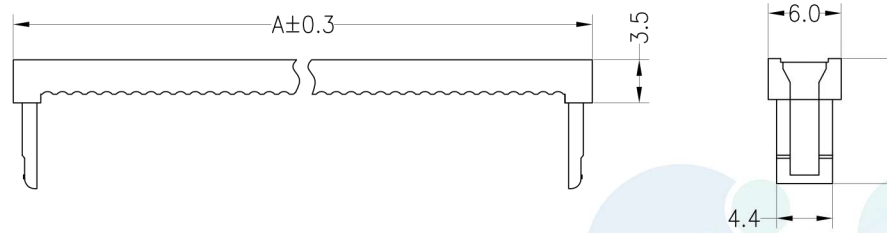
5460DY - XX X B X X 01

1
2
3
4
5
6

- Connector Series
- Number of pins (6→64P)
- Contact plating
 - A = Gold Flash/Ni
 - B = Ni
- Connecteur Type
 - B = Brass
- Color type
 - B = Black
 - G = Grey
- Option type
 - W = With Bump
 - ∅ = Without Bump



Strain relief P/N: G5315-XXDB01



Pin	Dimension mm			
	A	B	C	D
06	12.42	5.08	6.35	12.12
08	14.96	7.62	8.89	14.66
10	17.50	10.16	11.43	17.20
12	20.04	12.70	13.97	19.74
14	22.58	15.24	16.51	22.28
16	25.12	17.78	19.05	24.82
18	27.66	20.32	21.59	27.36
20	30.20	22.86	24.13	29.90
24	35.28	27.94	29.21	34.98
26	37.82	30.48	31.75	37.52
28	40.36	33.02	34.29	40.06
30	42.90	35.56	36.83	42.60
34	47.98	40.64	41.91	47.68
40	55.60	48.26	49.53	55.30
44	60.68	53.34	54.61	60.38
50	68.30	60.96	62.23	68.00
60	81.00	73.66	74.93	80.70
64	86.08	78.74	80.01	85.78

				OPERATION		DRAW	BEN	12.04.18	SCALE	FIT	 votre partenaire en électronique	
				X.X	±0.30				UNIT	mm		
				X.XX	±0.20	CHECK			SIZE	A4	PART NO.	5460DY - XXXBXX 01
				X.XXX	±0.10				SHEET	1/1		
A0	2012.04.18	NEW DRAWING		Angle	±3°	APPROVE			PROJ.		TITLE:	2.54 IDC Y- TYPE NPIn
REV	DATE	MODIFICATION DESCRIPTION		DIM	TOL						7	8