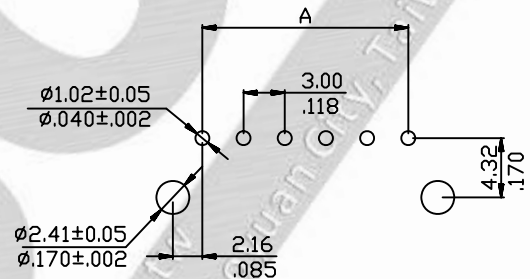
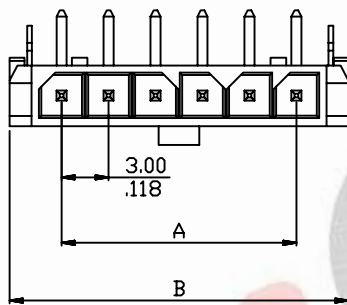
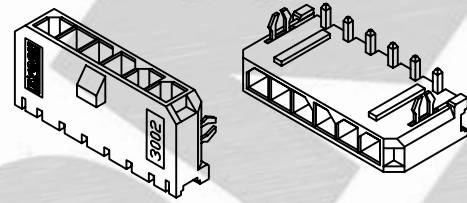


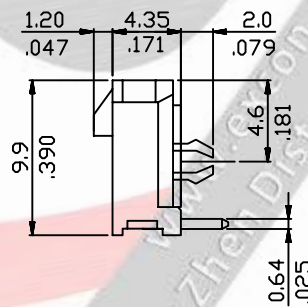
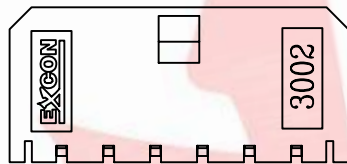
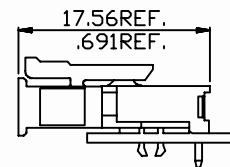
Wafer (Right angle type with clips)

1. Part No.: 3002xxWF003
2. Part Name: 3002 Wafer
3. Material: Nylon 66 UL 94V0
or Polyester LCP UL94V0
Pin: Brass bronze, Tin plated
4. Color: Black



RECOMMENDED PCB LAYOUT

(PCB T=1.0~1.6mm)
(PCB T=.039~.063in)



Mating Dimensions

Ordering Information and Dimensions:

Part No.		Circuits	Dim A	Dim B
LCP	NY 66			
300202WF103	300202WF003	2	3.0(.118)	9.65(.380)
300203WF103	300203WF003	3	6.0(.236)	12.65(.498)
300204WF103	300204WF003	4	9.0(.354)	15.65(.616)
300205WF103	300205WF003	5	12.0(.472)	18.65(.734)
300206WF103	300206WF003	6	15.0(.591)	21.65(.852)
300207WF103	300207WF003	7	18.0(.709)	24.65(.970)

Part No.		Circuits	Dim A	Dim B
LCP	NY 66			
300208WF103	300208WF003	8	21.0(.827)	27.65(1.089)
300209WF103	300209WF003	9	24.0(.945)	30.65(1.207)
300210WF103	300210WF003	10	27.0(1.063)	33.65(1.325)
300211WF103	300211WF003	11	30.0(1.181)	36.65(1.443)
300212WF103	300212WF003	12	33.0(1.299)	39.65(1.561)

Part Code Information:

3002-WW XX YYY

① ② ③ ④

③ Product Type

WF=Wafer (Right angle type with clips)

④ Material/Finishing/Color

003=NY 66 94V0,Black Color

103=PolyesterLCP UL94V0, Black Color

① Series Name

② Circuits Number

02~12