

FEMALE HEADER SMT RIGHT ANGLE SINGLE ROW U-TYPE

24 SERIES - 1.27MM PITCH



Recommended P.C.B Layout(Top Side)
(PCB BOARD TOLERANCE±0.05)

Specifications

- Rated Current: 1.0AMP
- Contact Resistance: 20mΩ Max
- Withstand Resistance: 500V AC/DC
- Insulation Resistance: 1000MΩ Min
- Operation Temperature: -40°C to +105°C
- Contact Material: Phosphore Bronze
- Contact Plating : Au Over Ni
- Insulator Material : Polyester (UL94V-0)
- Standard : PA6T
- Max. Processing Temp : 230° for 30-60 seconds
260° for 10 seconds

Ordering Information

2434SR - 1 U (XX) - A B C (1)

1 2 3 4 5 6 7

1. Connector Series

2. (H) Hauteur isolant

- H = 34 (Hauteur isolant : 3.4mm)

3. U-Type

4. Number of pins per row

5. Insulator Material Option

- A = BK-PBT
- B = BK-PA66
- C = BK-PA6T
- D=BK-PA46
- E=BK-LCP

6. Contact Plating

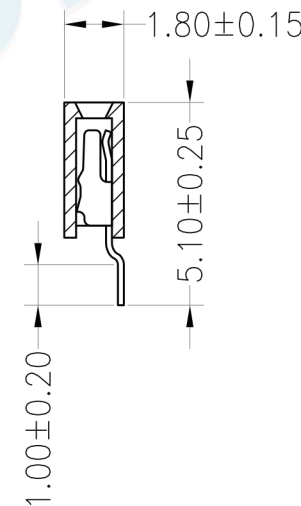
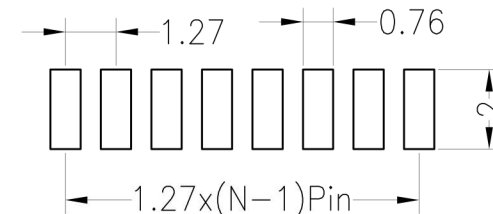
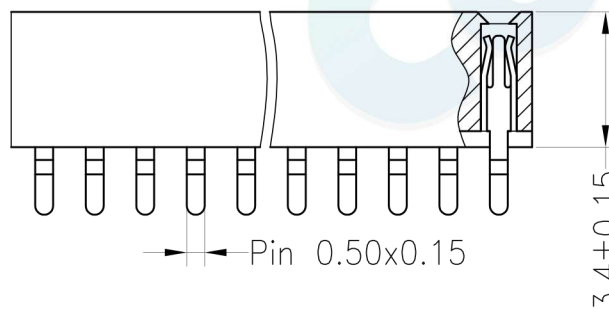
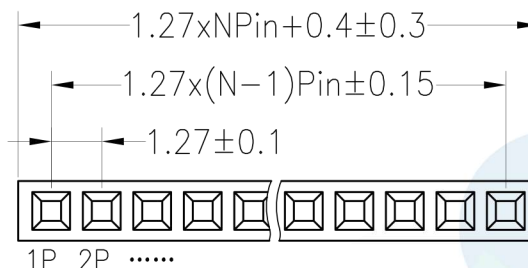

- A = Gold Flash
- B = 5U" Gold
- C = 10U" Gold
- D = 15U" Gold
- E = 30U" Gold
- F= Gold Flash/Tin
- G= Tin

7. Post

- W (With Post)
- Ø (No Post)

(1). Packaging

Ø=PE Bag 1=Tray 2=Tube 3=Tube+Cap 4=Reel+Cap 5=Reel+Mylar



				OPERATION		DRAW	BEN	12.04.18	SCALE	FIT	votre partenaire en électronique		
				X.X	±0.30				UNIT	mm			
				X.XX	±0.20	CHECK		SIZE	A4	PART NO.			2434SR - 1UXX - XXX
				X.XXX	±0.10	APPROVE		SHEET	1/1	TITLE:			1.27PF H3.40mm 1xNpin W1.8
REV	DATE	MODIFICATION DESCRIPTION	CHANGE	DIM	TOL			PROJ.	◆				

FEMALE HEADER SMT RIGHT ANGLE SINGLE ROW U-TYPE

24 SERIES - 1.27MM PITCH



Recommended P.C.B Layout (Top Side)
(PCB BOARD TOLERANCE ±0.05)

Specifications

- Rated Current: 1.0AMP
- Contact Resistance: 20mΩ Max
- Withstand Resistance: 500V AC/DC
- Insulation Resistance: 1000MΩ Min
- Operation Temperature: -40°C to +105°C
- Contact Material: Phosphore Bronze
- Contact Plating : Au Over Ni
- Insulator Material : Polyester (UL94V-0)
- Standard : PA6T
- Max. Processing Temp : 230° for 30-60 seconds
260° for 10 seconds

Ordering Information

2443SR - 1 U (XX) - A B C (1)
1 2 3 4 5 6 7

1. Connector Series

2. (H) Hauteur isolant

- H = 43 (Hauteur isolant : 4.3mm)

3. U-Type

4. Number of pins per row

5. Insulator Material Option

- A = BK-PBT
- B = BK-PA66
- C = BK-PA6T
- D = BK-PA46
- E = BK-PA9T
- F = BK-LCP

6. Contact Plating

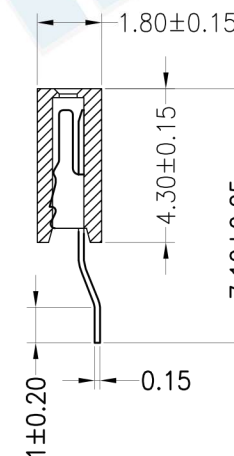
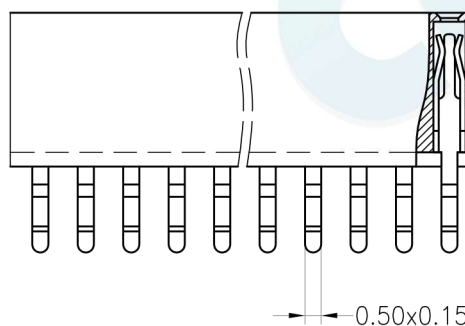
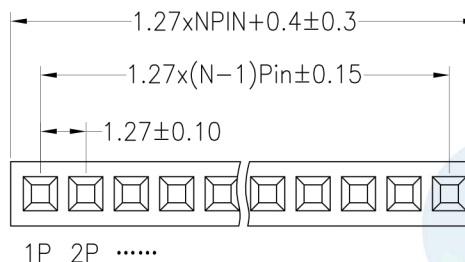
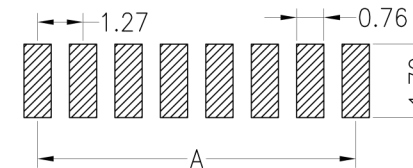

- A = 1U" Gold
- B = 1.5U" Gold
- C = 2U" Gold
- D = 3U" Gold
- E = 5U" Gold
- F = Gold Flash/Tin
- G = Tin


7. Post

- W (With Post)
- Ø (No Post)

(1). Packaging

Ø=PE Bag 1=Tray 2=Tube 3=Tube+Cap 4=Reel+Cap 5=Reel+Mylar



				OPERATION		DRAW	BEN	12.04.18	SCALE	FIT	 votre partenaire en électronique		
				X.X	±0.30				UNIT	mm			
				X.XX	±0.20	CHECK		SIZE	A4	PART NO.			2443SR - 1UXX - XXX
				X.XXX	±0.10	APPROVE		SHEET	1/1	TITLE:			1.27PF 1xNPin H4.3
REV	DATE	MODIFICATION DESCRIPTION	CHANGE	DIM	TOL			PROJ.					