

FEMALE HEADER SMT DUAL ROW Y-TYPE

24 SERIES - 1.27MM PITCH



Specifications

- Rated Current: 1.0AMP
- Contact Resistance: 20mΩ Max
- Withstand Resistance: 500V AC/DC
- Insulation Resistance: 1000MΩ Min
- Operation Temperature: -40°C to +105°C
- Contact Material: BrASS
- Contact Plating : Au Over Ni
- Insulator Material : Polyester (UL94V-0)
- Standard : PA6T
- Max. Processing Temp : 230° for 30-60 seconds
260° for 10 seconds

Ordering Information

2446S - 2 Y (XX) - A B C (1)

1 2 3 4 5 6 7

1. Connector Series

2. (H) Hauteur isolant

- H = 46 (Hauteur isolant : 4.6mm)

3. Y-Type

4. Number of pins per row

5. Insulator Material Option

- A = BK-PBT
- B = BK-PA66
- C = BK-PA6T
- D = BK-PA46
- E = BK-LCP

6. Contact Plating

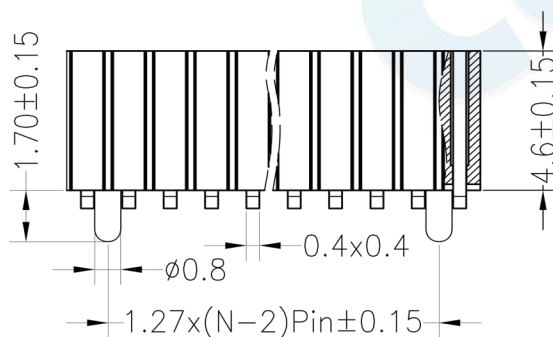
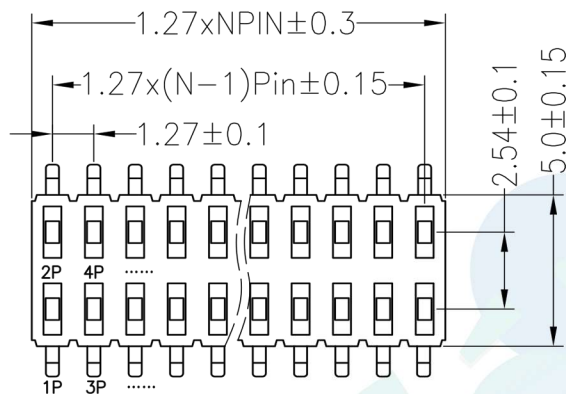

- A = Gold Flash
- B = 5U" Gold
- C = 10U" Gold
- D = 15U" Gold
- E = 30U" Gold
- F = Gold Flash/Tin
- G = Tin

7. Post

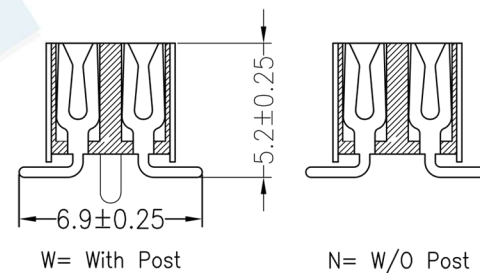
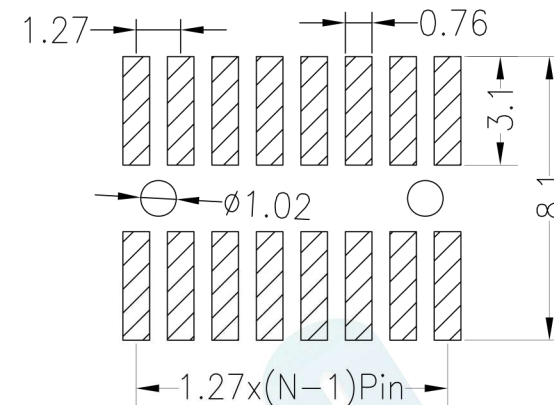
- W (With Post)
- Ø (No Post)

(1). Packaging

Ø=PE Bag 1=Tray 2=Tube 3=Tube+Cap 4=Reel+Cap 5=Reel+Mylar



Recommended P.C.B Layout(Top Side)
(PCB BOARD TOLERANCE±0.05)



				OPERATION		DRAW	BEN	12.04.18	SCALE	FIT	 votre partenaire en électronique		
				X.X	±0.30				UNIT	mm			
				X.XX	±0.20	CHECK	SIZE	A4	PART NO.	2446S - 2YXX - XXX			
				X.XXX	±0.10		SHEET	1/1	TITLE:	1.27*2.54PF 2xNPin H4.6mm SMT			
REV	DATE	MODIFICATION DESCRIPTION		CHANGE	DIM	TOL	APPROVE	PROJ.					

FEMALE HEADER SMT DUAL ROW U-TYPE

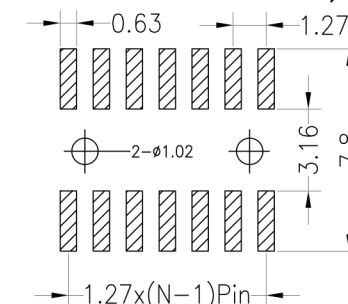
24 SERIES - 1.27MM PITCH



Specifications

- Rated Current: 1.0AMP
- Contact Resistance: 20mΩ Max
- Withstand Resistance: 500V AC/DC
- Insulation Resistance: 1000MΩ Min
- Operation Temperature: -40°C to +105°C
- Contact Material: Phosphore Bronze
- Contact Plating : Au Over Ni
- Insulator Material : Polyester (UL94V-0)
- Standard : PA6T
- Max. Processing Temp : 230° for 30-60 seconds
260° for 10 seconds

Recommended P.C.B Layout(Top Side)
(PCB BOARD TOLERANCE±0.05)



Ordering Information

2457S - 2 U (XX) - A B C (1)
1 2 3 4 5 6 7

1. Connector Series

2. (H) Hauteur isolant

- H = 57 (Hauteur isolant : 5.7mm)

3. U-Type

4. Number of pins per row

5. Insulator Material Option

- A = BK-PBT
- B = BK-PA66
- C = BK-PA6T
- D = BK-PA46
- E = BK-PA9T
- F = BK-LCP

6. Contact Plating

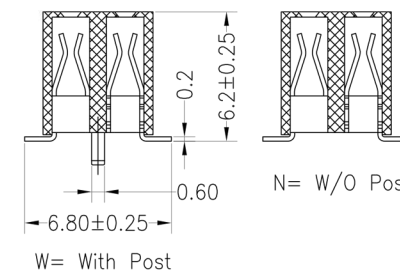
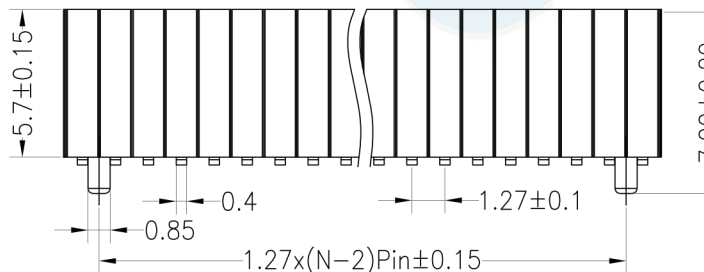
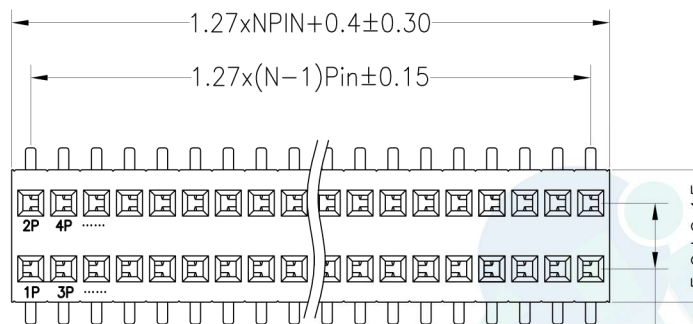

- A = 1U" Gold
- B = 1.5U" Gold
- C = 2U" Gold
- D = 3U" Gold
- E = Gold Flash/Tin
- F = Tin

7. Post

- W (With Post)
- Ø (No Post)

(1). Packaging

Ø=PE Bag 1=Tray 2=Tube 3=Tube+Cap 4=Reel+Cap 5=Reel+Mylar



OPERATION		DRAW	BEN	12.04.18	SCALE	FIT
X.X	±0.30					
X.XX	±0.20	CHECK			UNIT	mm
X.XXX	±0.10				SIZE	A4
Angle	±3°	APPROVE			SHEET	1/1
DIM	TOL				PROJ.	◆



REV	DATE	MODIFICATION DESCRIPTION	CHANGE
A0	2012.04.18	NEW DRAWING	

PART NO.	2457S - 2UXX - XXX
TITLE:	1.27*2.54PF 2xNPin H5.7mm SMT