

FEMALE HEADER SMT SINGLE ROW U-TYPE

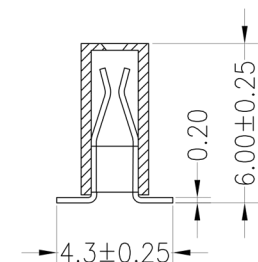
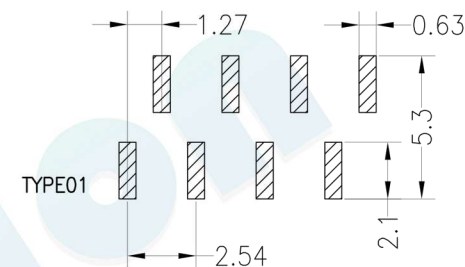
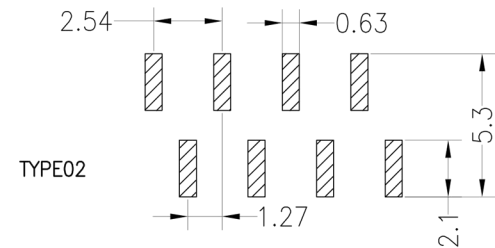
24 SERIES - 1.27MM PITCH



Specifications

- Rated Current: 1.0AMP
- Contact Resistance: 20mΩ Max
- Withstand Resistance: 500V AC/DC
- Insulation Resistance: 1000MΩ Min
- Operation Temperature: -40°C to +105°C
- Contact Material: Phosphore Bronze
- Contact Plating : Au Over Ni
- Insulator Material : Polyester (UL94V-0)
- Standard : PA6T
- Max. Processing Temp : 230° for 30-60 seconds
260° for 10 seconds

Recommended P.C.B Layout(Top Side)
(PCB BOARD TOLERANCE±0.05)



Ordering Information

2457S - 1 U (XX) - A B C (1)

1 2 3 4 5 6 7

1. Connector Series

2. (H) Hauteur isolant

- H = 57 (Hauteur isolant : 5.7mm)

3. U-Type

4. Number of pins per row

5. Insulator Material Option


- A = BK-PBT
- B = BK-PA66
- C = BK-PA6T
- D = BK-PA46
- E = BK-LCP

6. Contact Plating

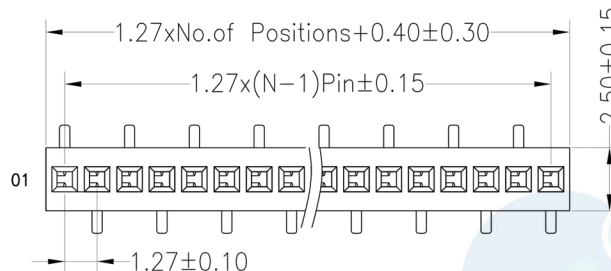
- A = Gold Flash
- B = 3U" Gold
- C = 5U" Gold
- D = 10U" Gold
- E = 15U" Gold
- F = 30U" Gold
- G = Gold Flash/Tin
- H = Tin

7. Post

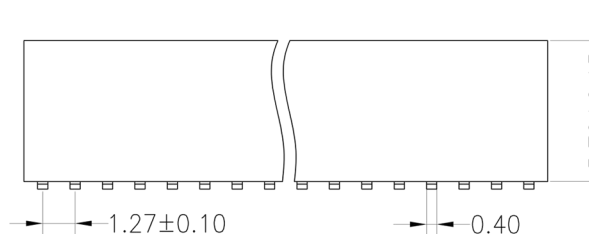
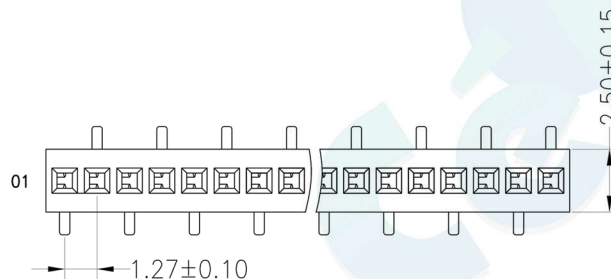
- W (With Post)
- Ø (No Post)



Type 2



Type 1



(1). Packaging

1=Tray 2=Tube 3=Tube+Cap 4=Reel+Cap 5=Reel+Mylar

				OPERATION		DRAW	BEN	12.04.18	SCALE	FIT	 votre partenaire en électronique	
				X.X	±0.30				UNIT	mm		
				X.XX	±0.20	CHECK			SIZE	A4	PART NO.	2457S - 1UXX - XXX
				X.XXX	±0.10				SHEET	1/1	TITLE:	1.27PF 1xNPin H5.7mm SMT
REV	DATE	MODIFICATION DESCRIPTION	CHANGE	DIM	TOL	APPROVE			PROJ.	◆		