

FEMALE HEADER DIP DUAL ROW Y-TYPE

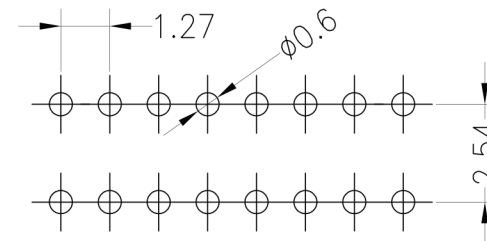
24 SERIES - 1.27MM PITCH



Specifications

- Rated Current: 1.0AMP
- Contact Resistance: 20mΩ Max
- Withstand Resistance: 500V AC/DC
- Insulation Resistance: 1000MΩ Min
- Operation Temperature: -40°C to +105°C
- Contact Material: Brass
- Contact Plating : Au Over Ni
- Insulator Material : Polyester (UL94V-0)
- Standard : PA6T
- Max. Processing Temp : 230° for 30-60 seconds
260° for 10 seconds

Recommended P.C.B Layout (Top Side)
(PCB BOARD TOLERANCE ±0.05)



Ordering Information

2446D - 2 Y (XX) - A B C (1)

1 2 3 4 5 6 7

1. Connector Series

2. (H) Hauteur isolant

- H = 46 (Hauteur isolant : 4.6mm)

3. Y-Type

4. Number of pins per row

5. Insulator Material Option

- A = BK-PBT
- B = BK-PA66
- C = BK-PA6T
- D = BK-PA46
- E = BK-LCP

6. Contact Plating

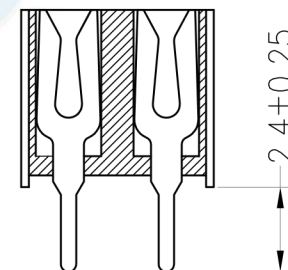
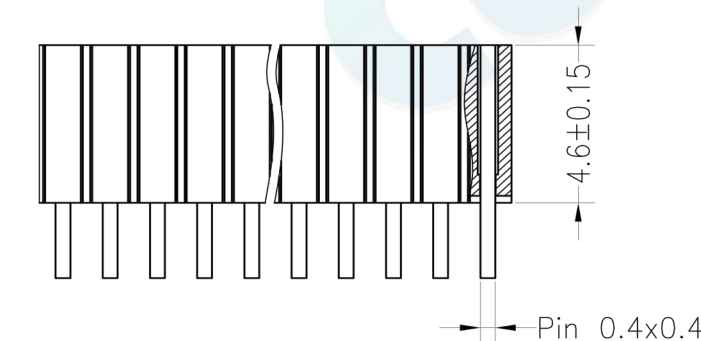
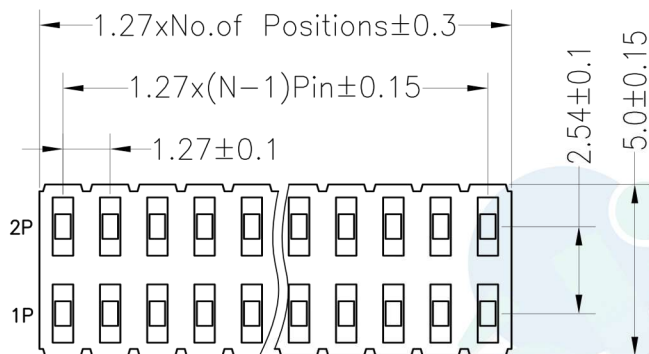

- A = Gold Flash
- B = 5U" Gold
- C = 10U" Gold
- D = 15U" Gold
- E = 30U" Gold
- F = Gold Flash/Tin
- G = Tin

7. Post

- W (With Post)
- Ø (No Post)

(1). Packaging

Ø=PE Bag 1=Tube 2=Tube+Cap 3=Reel+Cap 4=Reel+Mylar



		OPERATION		DRAW	BEN	12.04.18	SCALE	FIT	votre partenaire en électronique			
		X.X	±0.30				UNIT	mm				
		X.XX	±0.20	CHECK			SIZE	A4			PART NO.	2446D - 2YXX - XXX
A0	2012.04.18	X.XXX	±0.10	APPROVE			SHEET	1/1			TITLE:	1.27*2.54PF H4.6mm 2xNpin 180°
REV	DATE	MODIFICATION DESCRIPTION	CHANGE	DIM	TOL	PROJ.						