

# FEMALE HEADER DIP SINGLE ROW Y-TYPE

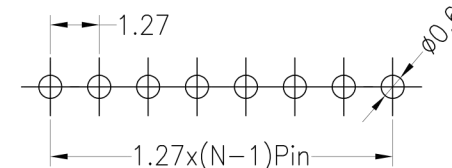
## 24 SERIES - 1.27MM PITCH



Recommended P.C.B Layout (Top Side)  
(PCB BOARD TOLERANCE ±0.05)

### Specifications

- Rated Current: 1.0AMP
- Contact Resistance: 20mΩ Max
- Withstand Resistance: 500V AC/DC
- Insulation Resistance: 1000MΩ Min
- Operation Temperature: -40°C to +105°C
- Contact Material: Brass
- Contact Plating : Au Over Ni
- Insulator Material : Polyester (UL94V-0)
- Standard : PA6T
- Max. Processing Temp : 230° for 30-60 seconds  
260° for 10 seconds



### Ordering Information

**2446D - 1 Y (XX) - A B C (1)**

1 2 3 4 5 6 7

#### 1. Connector Series

#### 2. (H) Hauteur isolant

- H = 46 (Hauteur isolant : 4.6mm)

#### 3. Y-Type

#### 4. Number of pins per row

#### 5. Insulator Material Option

- A = BK-PBT
- B = BK-PA66
- C = BK-PA6T
- D = BK-PA46
- E = BK-LCP

#### 6. Contact Plating

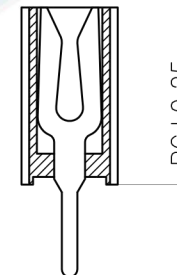
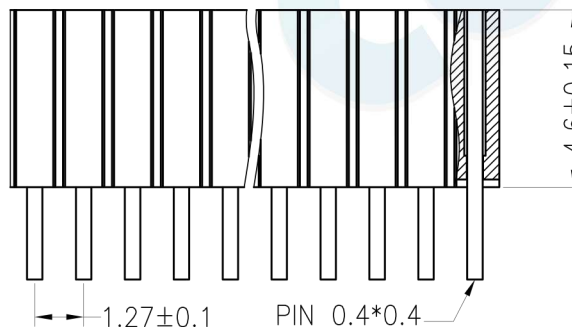
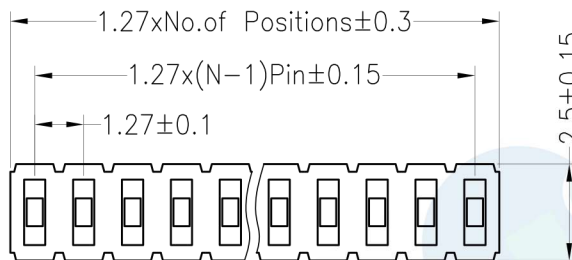

- A = Gold Flash
- B = 5U" Gold
- C = 10U" Gold
- D = 15U" Gold
- E = 30U" Gold
- F = Gold Flash/Tin
- G = Tin

#### 7. Post

- W (With Post)
- Ø (No Post)

#### (1). Packaging

Ø=PE Bag 1=Tube 2=Tube+Cap 3=Reel+Cap 4=Reel+Mylar



Dimension antitheses list

ITEM	PC	
Standard	2.40	3.00
Alternate		

### OPERATION

X.X	±0.30
X.XX	±0.20
X.XXX	±0.10
Angle	±3°
DIM	TOL

DRAW

BEN

12.04.18

SCALE

FIT

UNIT

mm

SIZE

A4

SHEET

1/1

PROJ.



CHECK

APPROVE



PART NO.

2446D - 1YXX - XXX

TITLE:

1.27PF 1xNPin H4.6mm 180°

REV	DATE	MODIFICATION DESCRIPTION	CHANGE	DIM	TOL
A0	2012.04.18	NEW DRAWING			