

# FEMALE HEADER SMT DUAL ROW U-TYPE

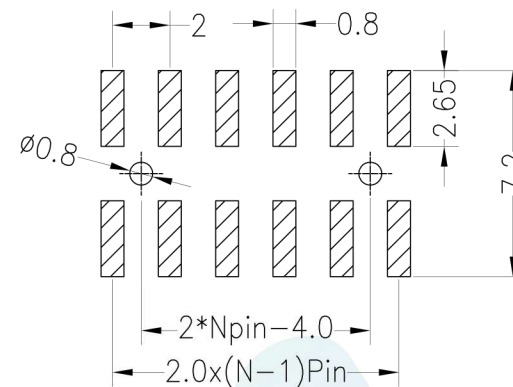
## 23 SERIES - 2.00MM PITCH



### Specifications

- Rated Current: 1.5AMP
- Contact Resistance: 20mΩ Max
- Withstand Resistance: 500V AC/DC
- Insulation Resistance: 1000MΩ Min
- Operation Temperature: -40°C to +105°C
- Contact Material: Phosphore Bronze
- Contact Plating : Au Or Sn Over Ni
- Insulator Material : Polyester (UL94V-0)
- Standard : PA6T
- Max. Processing Temp : 230° for 30-60 seconds  
260° for 10 seconds

Recommended P.C.B Layout(Top Side)  
(PCB BOARD TOLERANCE±0.05)



### Ordering Information

**2322S - 2 U (XX) - A B C (1)**

1 2 3 4 5 6 7

#### 1. Connector Series

#### 2. (H) Hauteur isolant

- H = 22 (Hauteur isolant : 2.2mm)

#### 3. U-Type

#### 4. Number of pins per row

#### 5. Insulator Material Option

- A = BK-PBT
- B = BK-PA66
- C = BK-PA6T
- D = BK-PA46
- E = BK-PA9T
- F = BK-LCP

#### 6. Contact Plating

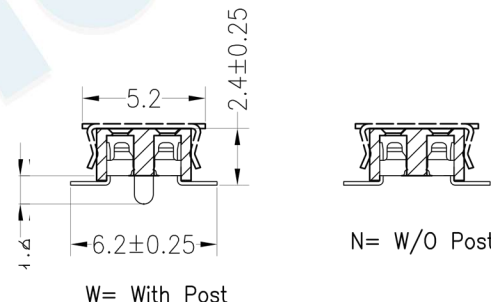
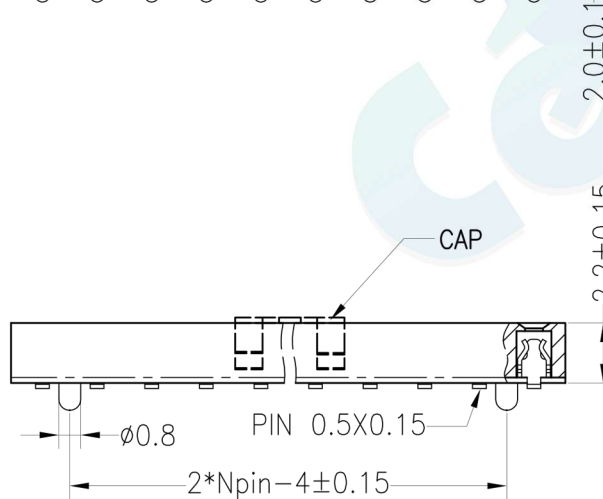
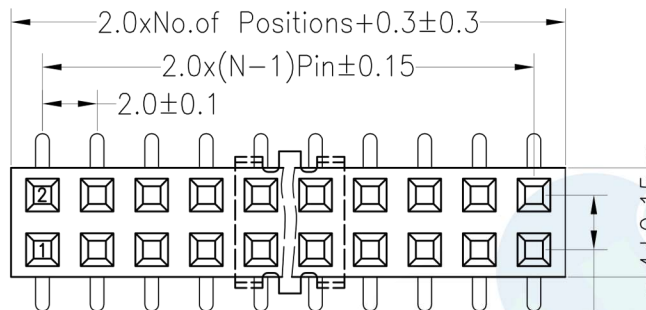

- A = Gold Flash
- B = 5U" Gold
- C = 10U" Gold
- D = 15U" Gold
- E = 30U" Gold
- F = Gold Flash/Tin
- G = Tin

#### 7. Post

- W (With Post)
- Ø (No Post)

#### (1). Packaging

Ø=PE Bag 1=Tray 2=Tube 3=Tube+Cap 4=Reel+Cap 5=Reel+Mylar



|     |      |                          |        |           |       |         |     |          |       |     |   |  |
|-----|------|--------------------------|--------|-----------|-------|---------|-----|----------|-------|-----|---|--|
|     |      |                          |        | OPERATION |       | DRAW    | BEN | 12.04.18 | SCALE | FIT | <br>PART NO. 2322S - 2UXX - XXX<br>TITLE: 2.00PF H2.20mm 2xNpin SMT |  |
|     |      |                          |        | X.X       | ±0.30 |         |     |          | UNIT  | mm  |   |  |
|     |      |                          |        | X.XX      | ±0.20 | CHECK   |     | SIZE     | A4    |     |   |  |
|     |      |                          |        | X.XXX     | ±0.10 | APPROVE |     | SHEET    | 1/1   |     |   |  |
| REV | DATE | MODIFICATION DESCRIPTION | CHANGE | DIM       | TOL   |         |     |          | PROJ. | ◆   |   |  |

# FEMALE HEADER SMT DUAL ROW U-TYPE

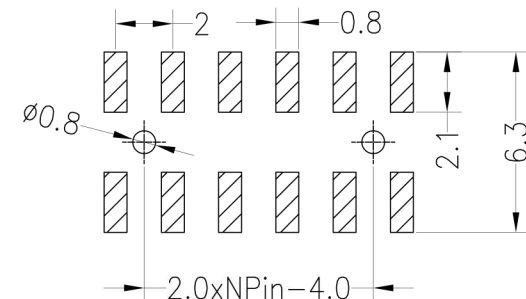
## 23 SERIES - 2.00MM PITCH



### Specifications

- Rated Current: 1.5AMP
- Contact Resistance: 20mΩ Max
- Withstand Resistance: 500V AC/DC
- Insulation Resistance: 1000MΩ Min
- Operation Temperature: -40°C to +105°C
- Contact Material: Phosphore Bronze
- Contact Plating : Au Or Sn Over Ni
- Insulator Material : Polyester (UL94V-0)
- Standard : PA6T
- Max. Processing Temp : 230° for 30-60 seconds  
260° for 10 seconds

Recommended P.C.B Layout(Top Side)  
(PCB BOARD TOLERANCE±0.05)



### Ordering Information

**2328S - 2 U (XX) - A B C (1)**

1 2 3 4 5 6 7

#### 1. Connector Series

#### 2. (H) Hauteur isolant

- H = 28 (Hauteur isolant : 2.8mm)

#### 3. U-Type

#### 4. Number of pins per row

#### 5. Insulator Material Option

- A = BK-PBT
- B = BK-PA66
- C = BK-PA6T
- D = BK-PA46
- E = BK-PA9T
- F = BK-LCP

#### 6. Contact Plating

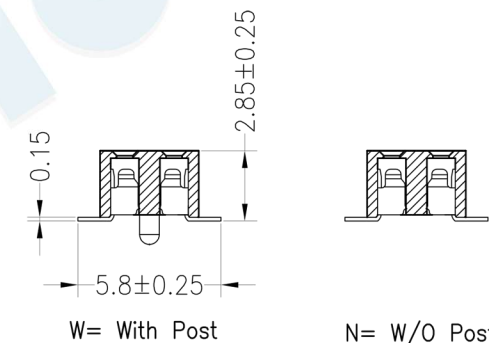
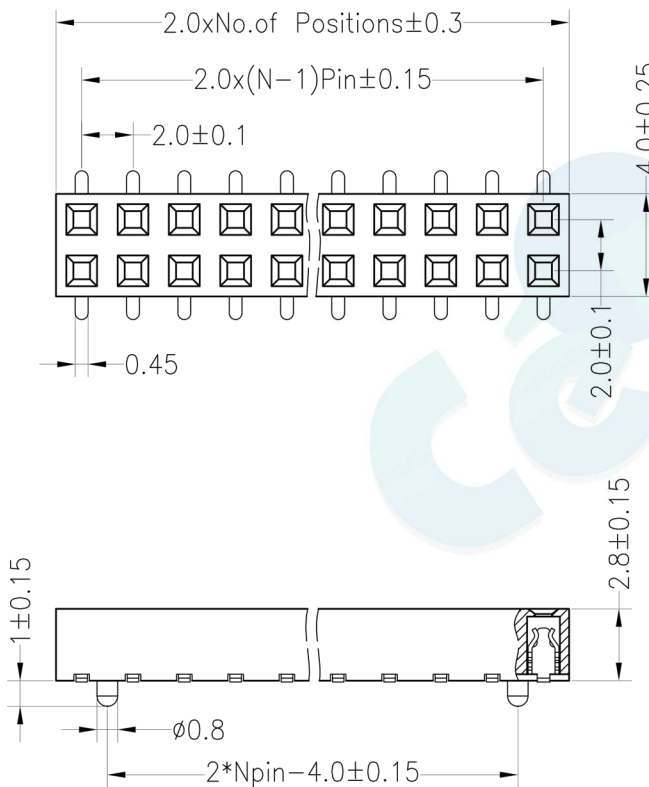

- A = Gold Flash
- B = 5U" Gold
- C = 10U" Gold
- D = 15U" Gold
- E = 30U" Gold
- F = Gold Flash/Tin
- G = Tin

#### 7. Post

- W (With Post)
- Ø (No Post)

#### (1). Packaging

Ø=PE Bag 1=Tray 2=Tube 3=Tube+Cap 4=Reel+Cap 5=Reel+Mylar



|           |       |         |     |          |       |     |
|-----------|-------|---------|-----|----------|-------|-----|
| OPERATION |       | DRAW    | BEN | 12.04.18 | SCALE | FIT |
| X.X       | ±0.30 |         |     |          |       |     |
| X.XX      | ±0.20 | CHECK   |     |          | UNIT  | mm  |
| X.XXX     | ±0.10 |         |     |          |       |     |
| Angle     | ±3°   | APPROVE |     |          | SIZE  | A4  |
| DIM       | TOL   |         |     |          |       |     |
|           |       | PROJ.   |     |          | SHEET | 1/1 |
|           |       |         |     |          |       |     |



|     |            |                          |        |           |         |     |          |       |     |          |                           |
|-----|------------|--------------------------|--------|-----------|---------|-----|----------|-------|-----|----------|---------------------------|
| REV | DATE       | MODIFICATION DESCRIPTION | CHANGE | OPERATION | DRAW    | BEN | 12.04.18 | SCALE | FIT | PART NO. | 2328S - 2UXX - XXX        |
| A0  | 2012.04.18 | NEW DRAWING              |        | X.X       |         |     |          | UNIT  | mm  |          |                           |
|     |            |                          |        | Angle     | APPROVE |     |          | SHEET | 1/1 | TITLE:   | 2.00PF H2.80mm 2xNpin SMT |
|     |            |                          |        | DIM       |         |     |          |       |     |          |                           |