

FEMALE HEADER DIP DUAL ROW U-TYPE

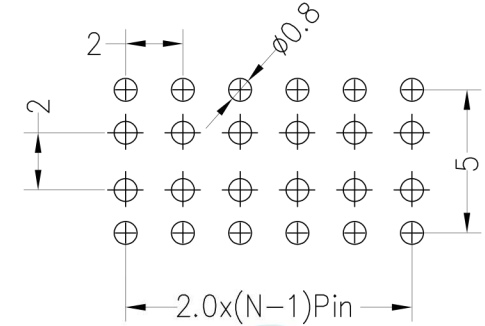
23 SERIES - 2.00MM PITCH



Specifications

- Rated Current: 1.5AMP
- Contact Resistance: 20mΩ Max
- Withstand Resistance: 500V AC/DC
- Insulation Resistance: 1000MΩ Min
- Operation Temperature: -40°C to +105°C
- Contact Material: Brass
- Contact Plating : Au Or Sn Over Ni
- Insulator Material : Polyester (UL94V-0)
- Standard : PA6T
- Max. Processing Temp : 230° for 30-60 seconds
260° for 10 seconds

Recommended P.C.B Layout(Top Side)
(PCB BOARD TOLERANCE±0.05)



Ordering Information

2340D - 2 U (XX) - A B C (1) 01*

1 2
3 4
5 6
7

1. Connector Series

2. (H) Hauteur isolant

- H = 40 (Hauteur isolant : 4.0mm)

3. U-Type

4. Number of pins per row

5. Insulator Material Option

- A = BK-PBT
- B = BK-PA66
- C = BK-PA6T
- D = BK-PA46
- E = BK-PA9T
- F = BK-LCP

6. Contact Plating

- A = Gold Flash
- B = 3U" Gold
- C = 5U" Gold
- D = 10U" Gold
- E = 15U" Gold
- F = 30U" Gold
- G = Gold Flash/Tin
- H = Tin

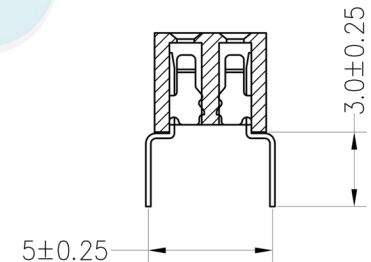
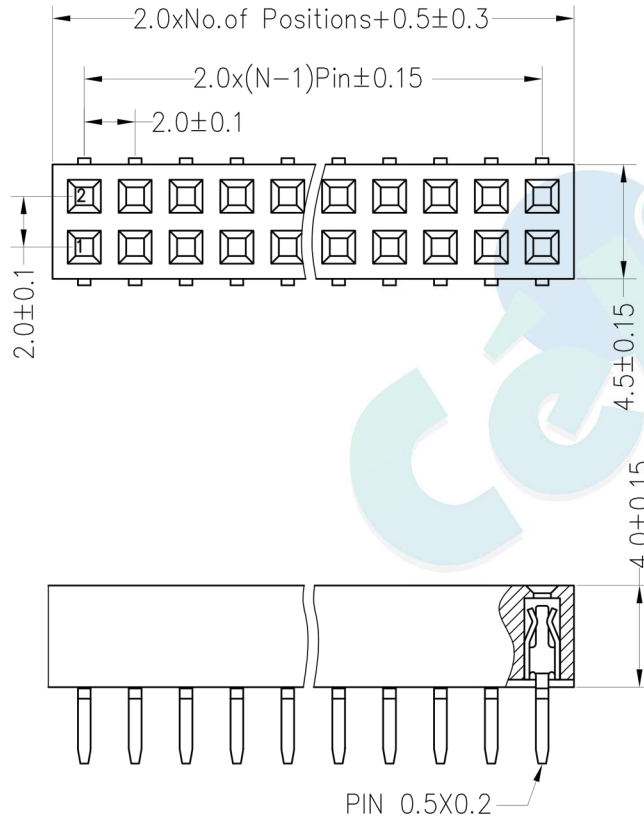

7. Post

- W (With Post)
- Ø (No Post)

(01)* = Type 1

(1). Packaging

Ø=PE Bag 1=Tray 2=Tube 3=Tube+Cap 4=Reel+Cap 5=Reel+Mylar



		OPERATION		DRAW	BEN	12.04.18	SCALE	FIT
		X.X	±0.30					
		X.XX	±0.20	CHECK			UNIT	mm
		X.XXX	±0.10				SIZE	A4
A0	2012.04.18	NEW DRAWING		APPROVE			SHEET	1/1
REV	DATE	MODIFICATION DESCRIPTION	CHANGE		DIM	TOL	PROJ.	PART NO. 2340D - 2UXX - XXX 01 TITLE: 2.00PF H4.0mm 2xNpin Bottom Entry

FEMALE HEADER DIP DUAL ROW U-TYPE

23 SERIES - 2.00MM PITCH



Specifications

- Rated Current: 1.5AMP
- Contact Resistance: 20mΩ Max
- Withstand Resistance: 500V AC/DC
- Insulation Resistance: 1000MΩ Min
- Operation Temperature: -40°C to +105°C
- Contact Material: Brass
- Contact Plating : Au Or Sn Over Ni
- Insulator Material : Polyester (UL94V-0)
- Standard : PA6T
- Max. Processing Temp : 230° for 30-60 seconds
260° for 10 seconds

Ordering Information

2343D - 2 U (XX) - A B C (1) 02*

1 2 3 4 5 6 7

1. Connector Series

2. (H) Hauteur isolant

- H = 43 (Hauteur isolant : 4.3mm)

3. U-Type

4. Number of pins per row

5. Insulator Material Option

- A = BK-PBT
- B = BK-PA66
- C = BK-PA6T
- D = BK-PA46
- E = BK-LCP

6. Contact Plating

- A = Gold Flash
- B = 5U" Gold
- C = 10U" Gold
- D = 15U" Gold
- E = 30U" Gold
- F = Gold Flash/Tin
- G = Tin


7. Post

- W (With Post)
- Ø (No Post)

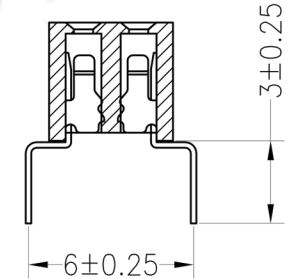
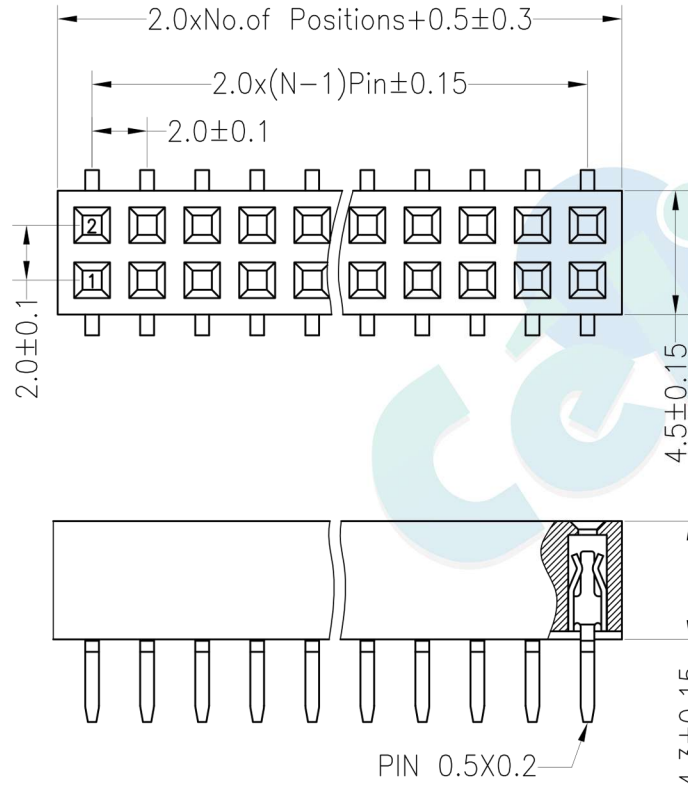
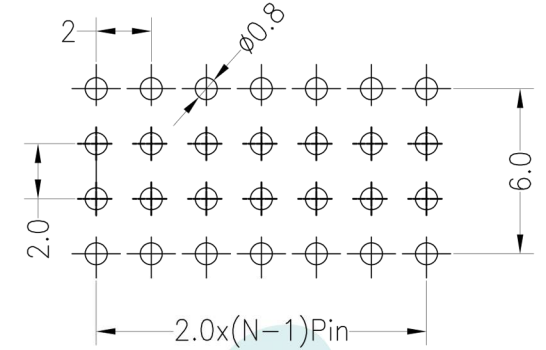
(02)* = Type 2

(1). Packaging

Ø=PE Bag 1=Tray 2=Tube 3=Tube+Cap 4=Reel+Cap 5=Reel+Mylar



Recommended P.C.B Layout(Top Side)
(PCB BOARD TOLERANCE±0.05)



OPERATION		DRAW	BEN	12.04.18	SCALE	FIT
X.X	±0.30					
X.XX	±0.20	CHECK			UNIT	mm
X.XXX	±0.10					
Angle	±3°	APPROVE			SIZE	A4
DIM	TOL					
					SHEET	1/1
					PROJ.	◆



REV	DATE	MODIFICATION DESCRIPTION	CHANGE
A0	2012.04.18	NEW DRAWING	

PART NO.	2343D - 2UXX - XXX 02
TITLE:	2.00PF H4.3mm 2xNpin Bottom Entry 6.0mm

FEMALE HEADER DIP DUAL ROW U-TYPE

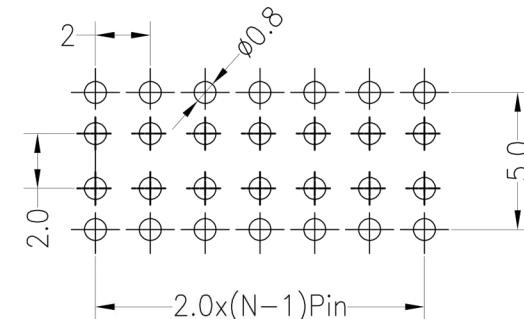
23 SERIES - 2.00MM PITCH



Specifications

- Rated Current: 1.5AMP
- Contact Resistance: 20mΩ Max
- Withstand Resistance: 500V AC/DC
- Insulation Resistance: 1000MΩ Min
- Operation Temperature: -40°C to +105°C
- Contact Material: Brass
- Contact Plating : Au Or Sn Over Ni
- Insulator Material : Polyester (UL94V-0)
- Standard : PA6T
- Max. Processing Temp : 230° for 30-60 seconds
260° for 10 seconds

Recommended P.C.B Layout(Top Side)
(PCB BOARD TOLERANCE±0.05)



Ordering Information

2343D - 2 U (XX) - A B C (1) 03*

1 2 3 4 5 6 7

1. Connector Series

2. (H) Hauteur isolant

- H = 43 (Hauteur isolant : 4.3mm)

3. U-Type

4. Number of pins per row

5. Insulator Material Option

- A = BK-PBT
- B = BK-PA66
- C = BK-PA6T
- D = BK-PA46
- E = BK-LCP

6. Contact Plating

- A = Gold Flash
- B = 5U" Gold
- C = 10U" Gold
- D = 15U" Gold
- E = 30U" Gold
- F = Gold Flash/Tin
- G = Tin

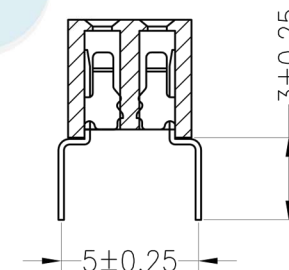
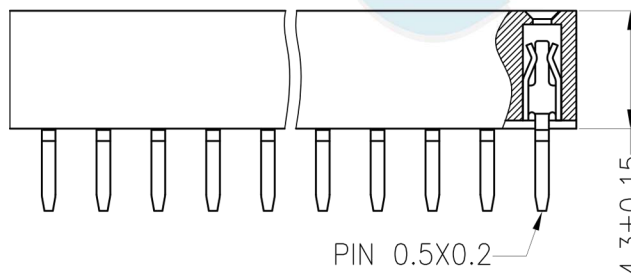
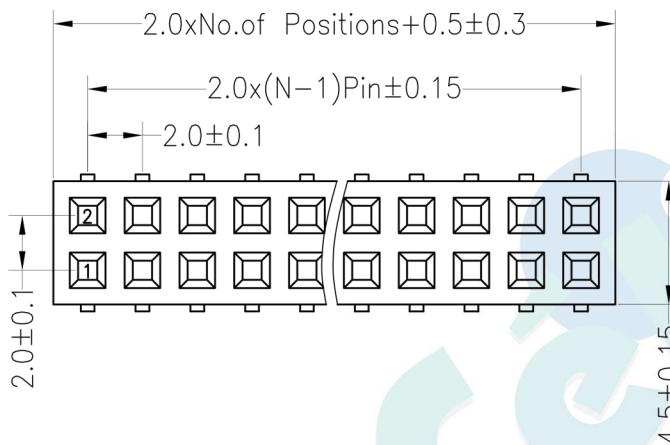

7. Post

- W (With Post)
- Ø (No Post)

(03)* = Type 3

(1). Packaging

Ø=PE Bag 1=Tube 2=Tube+Cap 3=Reel+Cap 4=Reel+Mylar



OPERATION		DRAW	BEN	12.04.18	SCALE	FIT
X.X	±0.30					
X.XX	±0.20	CHECK			UNIT	mm
X.XXX	±0.10				SIZE	A4
Angle	±3°	APPROVE			SHEET	1/1
DIM	TOL				PROJ.	◆



REV	DATE	MODIFICATION DESCRIPTION	CHANGE
A0	2012.04.18	NEW DRAWING	

PART NO.	2343D - 2UXX - XXX 03
TITLE:	2.00PF H4.3mm 2xNpin Bottom Entry 5.0mm