

FEMALE HEADER DIP QUAD ROW Y-TYPE

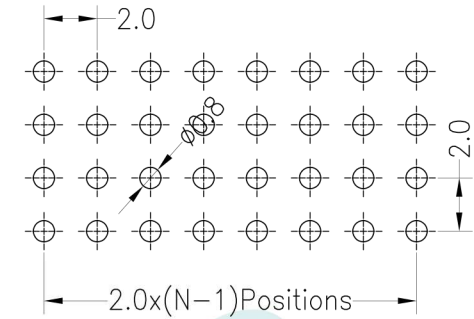
23 SERIES - 2.00MM PITCH



Specifications

- Rated Current: 1.5AMP
- Contact Resistance: 20mΩ Max
- Withstand Resistance: 500V AC/DC
- Insulation Resistance: 1000MΩ Min
- Operation Temperature: -40°C to +105°C
- Contact Material: Brass
- Contact Plating : Au Or Sn Over Ni
- Insulator Material : Polyester (UL94V-0)
- Standard : PA6T
- Max. Processing Temp : 230° for 30-60 seconds
260° for 10 seconds

Recommended P.C.B Layout (Top Side)
(PCB BOARD TOLERANCE ±0.05)



Ordering Information

2363D2 - 4 Y (XX) - A B C (1)

1 2 3 4 5 6 7

1. Connector Series

2. (H) Hauteur isolant

- H = 63 (Hauteur isolant : 6.35mm)

3. Y-Type

4. Number of pins per row

5. Insulator Material Option

- A = BK-PBT
- B = BK-PA66
- C = BK-PA6T
- D = BK-PA46
- E = BK-LCP

6. Contact Plating

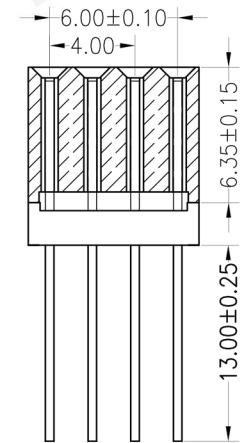
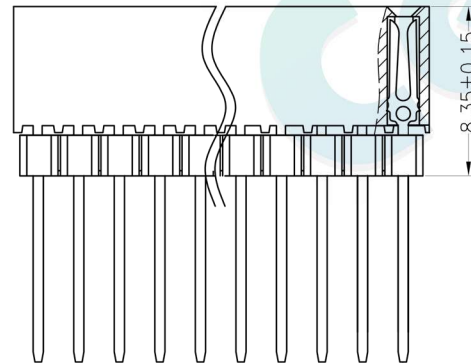
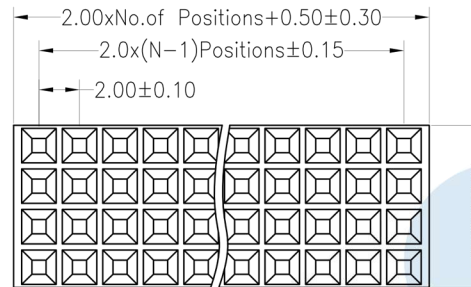

- A = Gold Flash
- B = 1.5U" Gold
- C = 2U" Gold
- D = 3U" Gold
- E = 5U" Gold
- F = Gold Flash/Tin
- G = Tin

7. Post

- W (With Post)
- Ø (No Post)

(1). Packaging

Ø=PE Bag 1=Tray 2=Tube 3=Tube+Cap 4=Reel+Cap 5=Reel+Mylar



				OPERATION		DRAW	BEN	12.04.18	SCALE	FIT	votre partenaire en électronique	
				X.X	±0.30							
				X.XX	±0.20	CHECK			SIZE	A4	PART NO.	2363D2 - 4YXX - XXX
				X.XXX	±0.10	APPROVE			SHEET	1/1		
REV	DATE	MODIFICATION DESCRIPTION	CHANGE	DIM	TOL				PROJ.	◆	TITLE:	2.00PF H6.35mm+H2.0mm Plastic 4xNpin 180° PC104