

FEMALE HEADER SMT DUAL ROW O-TYPE

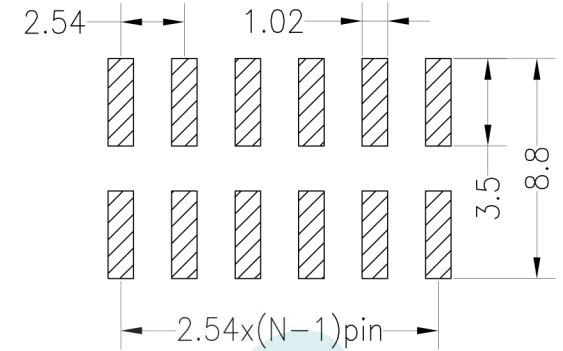
22 SERIES - 2.54MM PITCH



Specifications

- Rated Current: 3.0AMP
- Contact Resistance: 20mΩ Max
- Withstand Resistance: 1000V AC/DC
- Insulation Resistance: 1000MΩ Min
- Operation Temperature: -40°C to +105°C
- Contact Material: Brass
- Contact Plating : Au Or Sn Over Ni
- Insulator Material : Polyester (UL94V-0)
- Standard : PA6T
- Max. Processing Temp : 230° for 30-60 seconds
260° for 10 seconds

Recommended P.C.B Layout(Top Side)
(PCB BOARD TOLERANCE±0.05)



Ordering Information

2285S - 2 O (XX) - A B C (1)

1. Connector Series

2. (H) Hauteur isolant

- H = 85 (Hauteur isolant : 8.5mm)

3. O-Type

4. Number of pins per row

5. Insulator Material Option

- A = BK-PBT
- B = BK-PA66
- C = BK-PA6T
- D =BK-PA46
- E =BK-LCP

6. Contact Plating

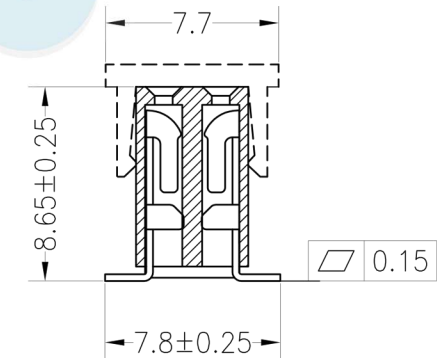
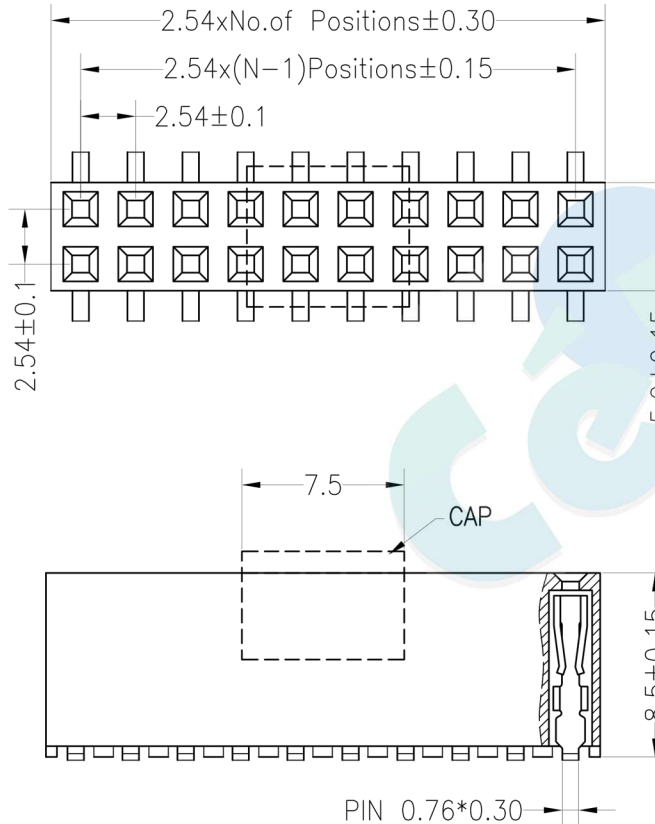

- A = Gold Flash
- B = 5U" Gold
- C = 10U" Gold
- D = 15U" Gold
- E = 30U" Gold
- F = Gold Flash/Tin
- G = Tin

7. Post

- W (With Post)
- Ø (No Post)

(1). Packaging

Ø=PE Bag 1=Tray 2=Tube 3=Tube+Cap 4=Reel+Cap 5=Reel+Mylar



				OPERATION		DRAW	BEN	12.04.18	SCALE	FIT	 votre partenaire en électronique		
				X.X	±0.30				UNIT	mm			
				X.XX	±0.20	CHECK		SIZE	A4	PART NO.			2285S - 2OXX - XXX
				X.XXX	±0.10	APPROVE		SHEET	1/1	TITLE:			2.54PF H8.5mm 2xNpin SMT O Type
REV	DATE	MODIFICATION DESCRIPTION	CHANGE	DIM	TOL			PROJ.	◆				

FEMALE HEADER SMT DUAL ROW U-TYPE

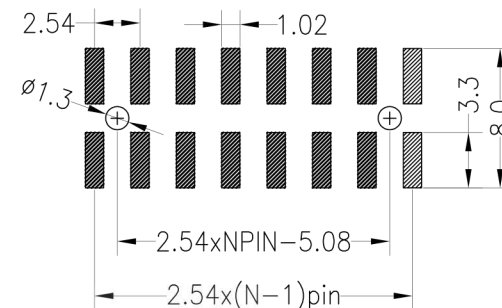
22 SERIES - 2.54MM PITCH



Specifications

- Rated Current: 3.0AMP
- Contact Resistance: 20mΩ Max
- Withstand Resistance: 1000V AC/DC
- Insulation Resistance: 1000MΩ Min
- Operation Temperature: -40°C to +105°C
- Contact Material: Brass
- Contact Plating : Au Or Sn Over Ni
- Insulator Material : Polyester (UL94V-0)
- Standard : PA6T
- Max. Processing Temp : 230° for 30-60 seconds
260° for 10 seconds

Recommended P.C.B Layout(Top Side)
(PCB BOARD TOLERANCE±0.05)



Ordering Information

2285S - 2 U (XX) - A B C (1)

1 2 3 4 5 6 7

1. Connector Series

2. (H) Hauteur isolant

- H = 85 (Hauteur isolant : 8.5mm)

3. U-Type

4. Number of pins per row

5. Insulator Material Option

- A = BK-PBT
- B = BK-PA66
- C = BK-PA6T
- D =BK-PA46
- E =BK-LCP

6. Contact Plating

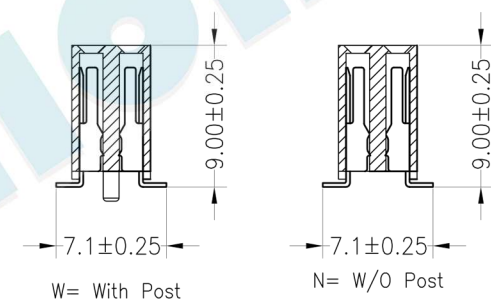
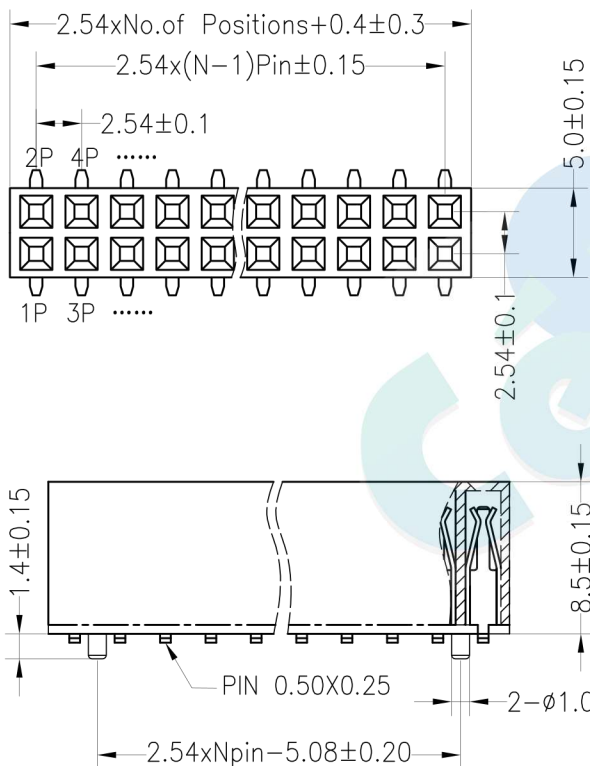

- A = 1U" Gold
- B = 1.5U" Gold
- C = 2U" Gold
- D = 3U" Gold
- E = 5U" Gold
- F= Gold Flash/Tin
- G= Tin

7. Post

- W (With Post)
- Ø (No Post)

(1). Packaging

Ø=PE Bag 1=Tray 2=Tube 3=Tube+Cap 4=Reel+Cap 5=Reel+Mylar



		OPERATION		DRAW	BEN	12.04.18	SCALE	FIT
		X.X	±0.30					
		X.XX	±0.20	CHECK			UNIT	mm
		X.XXX	±0.10				SIZE	A4
A0	2012.04.18	NEW DRAWING		APPROVE			SHEET	1/1
REV	DATE	MODIFICATION DESCRIPTION	CHANGE				DIM	TOL



PART NO.	2285S - 2UXX - XXX
TITLE:	2.54PF H8.5mm 2xNpin SMT U

FEMALE HEADER SMT DUAL ROW Y-TYPE

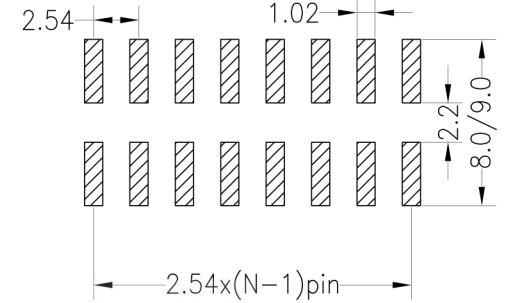
22 SERIES - 2.54MM PITCH



Specifications

- Rated Current: 3.0AMP
- Contact Resistance: 20mΩ Max
- Withstand Resistance: 1000V AC/DC
- Insulation Resistance: 1000MΩ Min
- Operation Temperature: -40°C to +105°C
- Contact Material: Brass
- Contact Plating : Au Or Sn Over Ni
- Insulator Material : Polyester (UL94V-0)
- Standard : PA6T
- Max. Processing Temp : 230° for 30-60 seconds
260° for 10 seconds

Recommended P.C.B Layout(Top Side)
(PCB BOARD TOLERANCE±0.05)



Ordering Information

2285S - 2 Y (XX) - A B C (1) 01*

1 2 3 4 5 6 7

1. Connector Series

2. (H) Hauteur isolant

- H = 85 (Hauteur isolant : 8.5mm)

3. Y-Type

4. Number of pins per row

5. Insulator Material Option

- A = BK-PBT
- B = BK-PA66
- C = BK-PA6T
- D = BK-PA46
- E = BK-PA9T
- F = BK-LCP

6. Contact Plating

- A = Gold Flash
- B = 1.5U" Gold
- C = 2U" Gold
- D = 3U" Gold
- E = 5U" Gold
- F = Gold Flash/Tin
- G = Tin

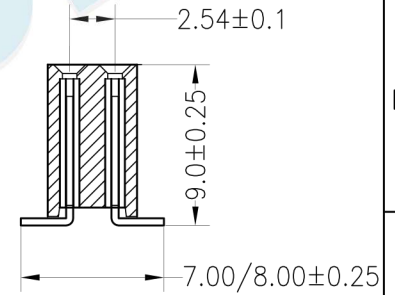
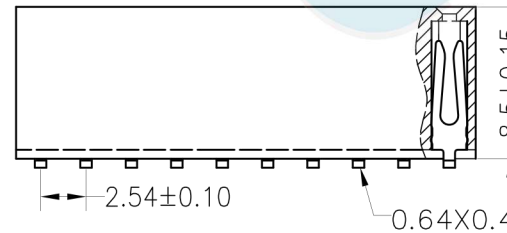
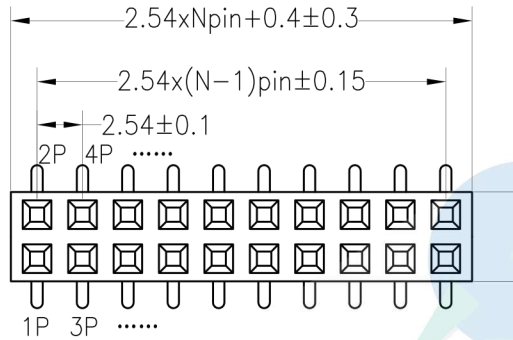

7. Post

- W (With Post)
- Ø (No Post)

(01)* = Type 1

(1). Packaging

Ø=PE Bag 1=Tray 2=Tube 3=Tube+Cap 4=Reel+Cap 5=Reel+Mylar



OPERATION

X.X	±0.30
X.XX	±0.20
X.XXX	±0.10
Angle	±3°
DIM	TOL

DRAW

BEN

12.04.18

SCALE

FIT

UNIT

mm

SIZE

A4

SHEET

1/1

PROJ.



PART NO.

2285S - 2UXX - XXX 01

TITLE:

2.54PF H8.5mm 2xNpin SMT
W7.0/8.0

REV	DATE	MODIFICATION DESCRIPTION	CHANGE
A0	2012.04.18	NEW DRAWING	

FEMALE HEADER SMT DUAL ROW Y-TYPE

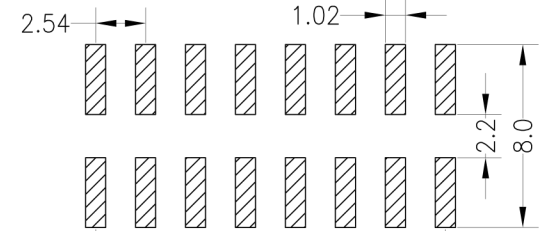
22 SERIES - 2.54MM PITCH



Specifications

- Rated Current: 3.0AMP
- Contact Resistance: 20mΩ Max
- Withstand Resistance: 1000V AC/DC
- Insulation Resistance: 1000MΩ Min
- Operation Temperature: -40°C to +105°C
- Contact Material: Brass
- Contact Plating : Au Or Sn Over Ni
- Insulator Material : Polyester (UL94V-0)
- Standard : PA6T
- Max. Processing Temp : 230° for 30-60 seconds
260° for 10 seconds

Recommended P.C.B Layout(Top Side)
(PCB BOARD TOLERANCE±0.05)



Ordering Information

2285S - 2 Y (XX) - A B C (1) 02*

1 2 3 4 5 6 7

1. Connector Series

2. (H) Hauteur isolant

- H = 85 (Hauteur isolant : 8.5mm)

3. Y-Type

4. Number of pins per row

5. Insulator Material Option

- A = BK-PBT
- B = BK-PA66
- C = BK-PA6T
- D = BK-PA46
- E = BK-PA9T
- F = BK-LCP

6. Contact Plating

- A = 1U" Gold
- B = 1.5U" Gold
- C = 2U" Gold
- D = 3U" Gold
- E = 5U" Gold
- F = Gold Flash/Tin
- G = Tin

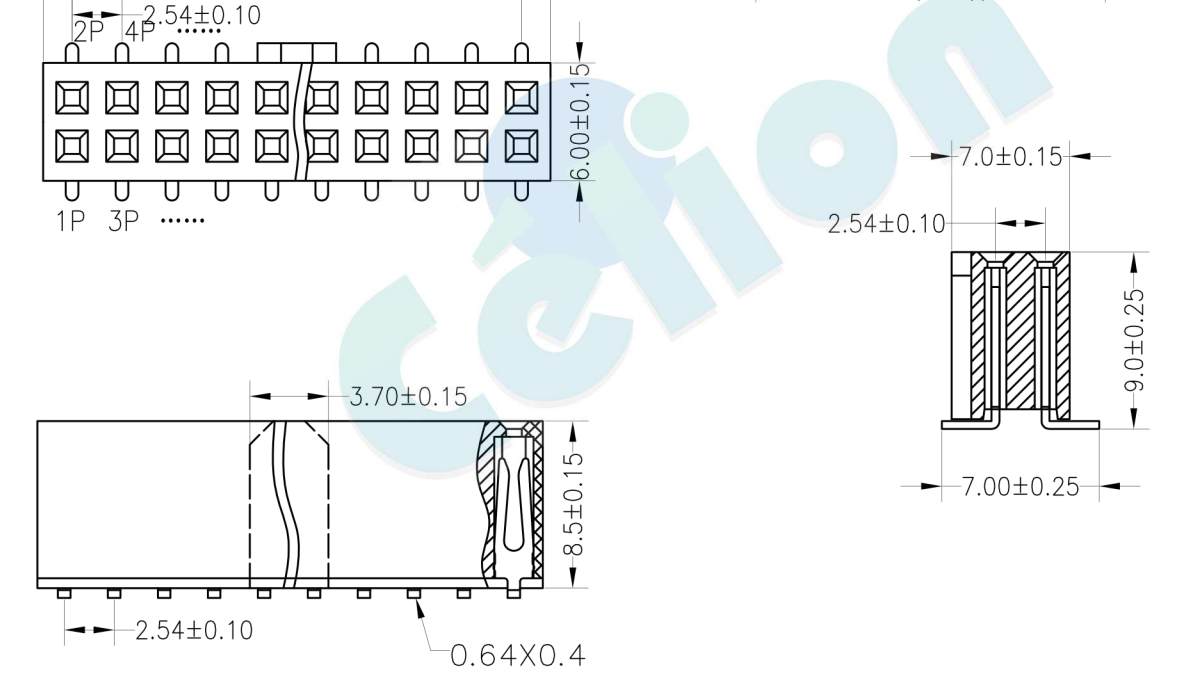
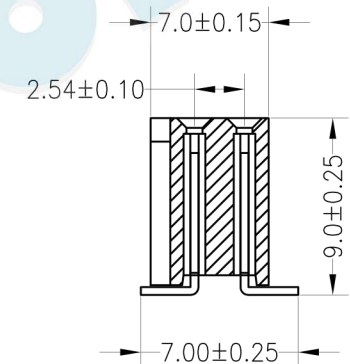
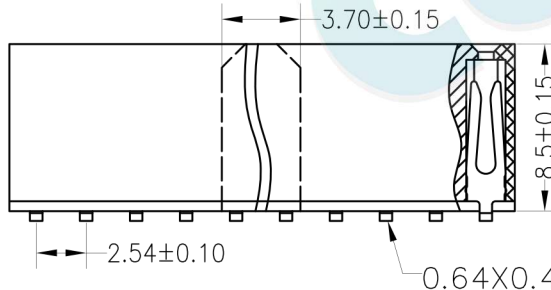
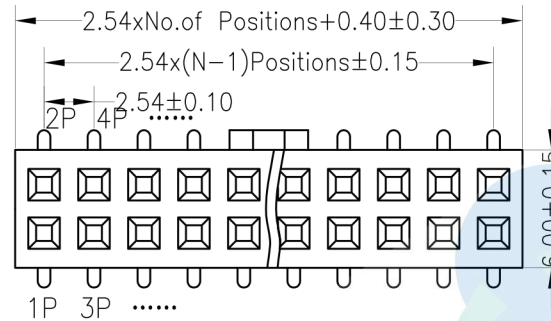

7. Post

- W (With Post)
- Ø (No Post)

(02)* = Type 2

(1). Packaging

Ø=PE Bag 1=Tray 2=Tube 3=Tube+Cap 4=Reel+Cap 5=Reel+Mylar



				OPERATION		DRAW	BEN	12.04.18	SCALE	FIT	 votre partenaire en électronique	
				X.X	±0.30				UNIT	mm		
				X.XX	±0.20	CHECK			SIZE	A4	PART NO.	2285S - 2UXX - XXX 02
				X.XXX	±0.10				SHEET	1/1		
A0	2012.04.18	NEW DRAWING		Angle	±3°	APPROVE			PROJ.	◆	TITLE:	2.54PF H8.5mm 2xNpin SMT
REV	DATE	MODIFICATION	DESCRIPTION	DIM	TOL							