

FEMALE HEADER DIP SINGLE ROW ELEVATED Y-TYPE

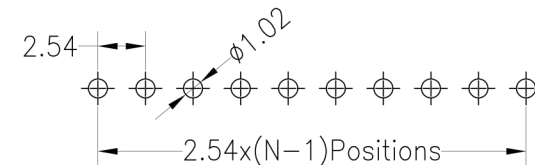
22 SERIES - 2.54MM PITCH



Recommended P.C.B Layout(Top Side)
(PCB BOARD TOLERANCE±0.05)

Specifications

- Rated Current: 3.0AMP
- Contact Resistance: 20mΩ Max
- Withstand Resistance: 1000V AC/DC
- Insulation Resistance: 1000MΩ Min
- Operation Temperature: -40°C to +105°C
- Contact Material: Brass
- Contact Plating : Au Or Sn Over Ni
- Insulator Material : Polyester (UL94V-0)
- Standard : PBT
- Max. Processing Temp : 180° for 30-60 seconds
200° for 10 seconds



Ordering Information

2285D2 - 1 Y (XX) - A B C (1)
1 2 3 4 5 6 7

1. Connector Series

2. (H) Hauteur isolant

- H = 85 (Hauteur isolant : 8.5mm)

3. Y-Type

4. Number of pins per row

5. Insulator Material Option

- A = BK-PBT
- B = BK-PA66
- C = BK-PA6T
- D = BK-PA46
- E = BK-PA9T
- F = BK-LCP

6. Contact Plating

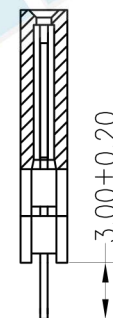
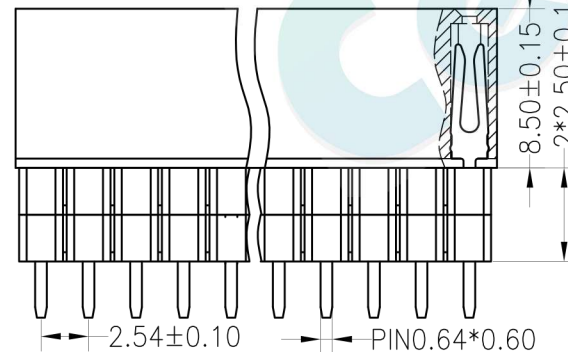
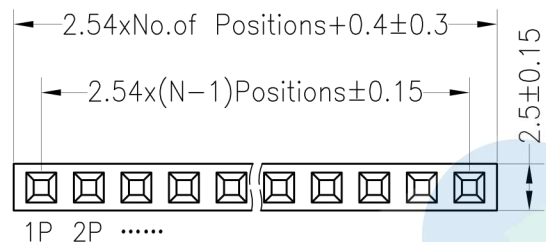

- A = Gold Flash
- B = 1.5U" Gold
- C = 2U" Gold
- D = 3U" Gold
- E = 5U" Gold
- F = Gold Flash/Tin
- G = Tin

7. Post

- W (With Post)
- Ø (No Post)

(1). Packaging

Ø=PE Bag 1=Tray 2=Tube 3=Tube+Cap 4=Reel+Cap 5=Reel+Mylar



OPERATION		DRAW	BEN	12.04.18	SCALE	FIT
X.X	±0.30					
X.XX	±0.20	CHECK			UNIT	mm
X.XXX	±0.10					
Angle	±3°	APPROVE			SIZE	A4
DIM	TOL					
		PROJ.			SHEET	1/1



PART NO.	2285D2 - 1YXX - XXX
TITLE:	2.54PF H8.5mm 1xNpin 180° W2.5mm

A0	2012.04.18	NEW DRAWING	
REV	DATE	MODIFICATION DESCRIPTION	CHANGE