

FEMALE HEADER DIP RIGHT ANGLE DUAL ROW Y-TYPE

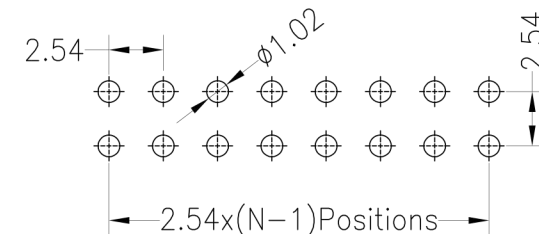
22 SERIES - 2.54MM PITCH



Specifications

- Rated Current: 3.0AMP
- Contact Resistance: 20mΩ Max
- Withstand Resistance: 1000V AC/DC
- Insulation Resistance: 1000MΩ Min
- Operation Temperature: -40°C to +105°C
- Contact Material: Brass
- Contact Plating : Au Or Sn Over Ni
- Insulator Material : Polyester (UL94V-0)
- Standard : PA6T
- Max. Processing Temp : 230° for 30-60 seconds
260° for 10 seconds

Recommended P.C.B Layout(Top Side)
(PCB BOARD TOLERANCE±0.05)



Ordering Information

2257DR - 2 Y (XX) - A B C (1)

1. Connector Series

2. (H) Hauteur isolant

- H = 57 (Hauteur isolant : 5.7mm)

3. Y-Type

4. Number of pins per row

5. Insulator Material Option

- A = BK-PBT
- B = BK-PA66
- C = BK-PA6T
- D = BK-PA46
- E = BK-LCP

6. Contact Plating

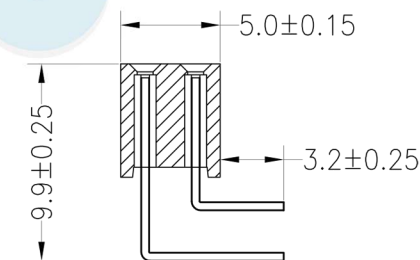
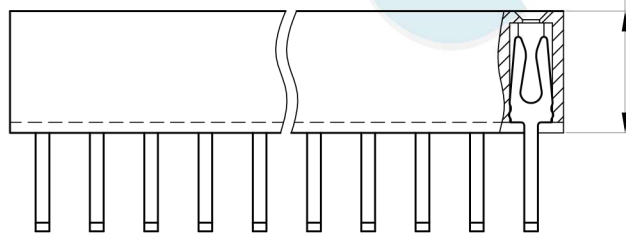
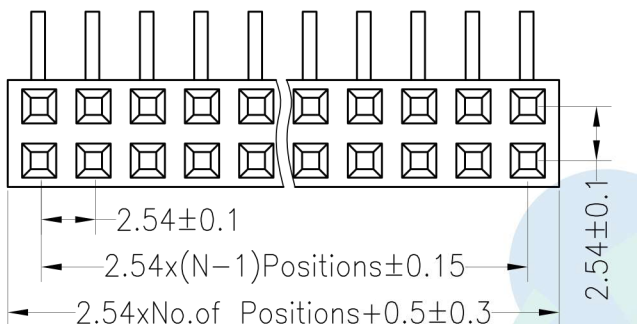

- A = Gold Flash
- B = 5U" Gold
- C = 10U" Gold
- D = 15U" Gold
- E = 30U" Gold
- F = Gold Flash/Tin
- G = Tin

7. Post

- W (With Post)
- Ø (No Post)

(1). Packaging

Ø=PE Bag 1=Tray 2=Tube 3=Tube+Cap



OPERATION

X.X	±0.30
X.XX	±0.20
X.XXX	±0.10
Angle	±3°
DIM	TOL

DRAW

BEN

12.04.18

SCALE

FIT

UNIT

mm

SIZE

A4

SHEET

1/1

PROJ.

◆

CHECK

APPROVE



PART NO.

2257DR - 2YXX - XXX

TITLE:

2.54PF H5.7mm 2xNpin 90° DIP

REV	DATE	MODIFICATION DESCRIPTION	CHANGE	DIM	TOL
A0	2012.04.18	NEW DRAWING			