

PIN HEADER DIP RIGHT ANGLE DUAL ROW

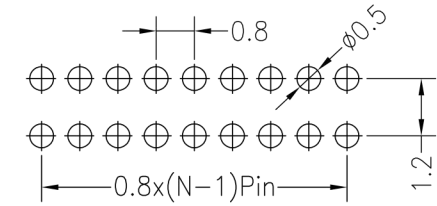
17 SERIES - 0.8MM PITCH



Specifications

- Rated Current: 0.75AMP
- Contact Resistance: 30mΩ Max
- Withstand Resistance: 500V AC/DC
- Insulation Resistance: 1000MΩ Min
- Operation Temperature: -40°C to +105°C
- Contact Material: Brass
- Contact Plating : Au Over Ni
- Insulator Material : Polyester (UL94V-0)
- Standard : LCP
- Max. Processing Temp : 230° for 30-60 seconds
260° for 10 seconds

Recommended P.C.B Layout(Top Side)
(PCB BOARD TOLERANCE±0.05)



Ordering Information

1713DR - 12 (XX) - AAA - B C P (1)

1. Connector Series

2. (H) Hauteur isolant

- H = 13 (Hauteur isolant : 1.38mm)

3. Number of pins per row

4. Pin Length

5. Insulator Material Option

- A = BK-PBT
- B = BK-PA66
- C = BK-PA6T
- D = BK-PA46
- E = BK-PA9T
- F = BK-LCP

6. Contact Plating

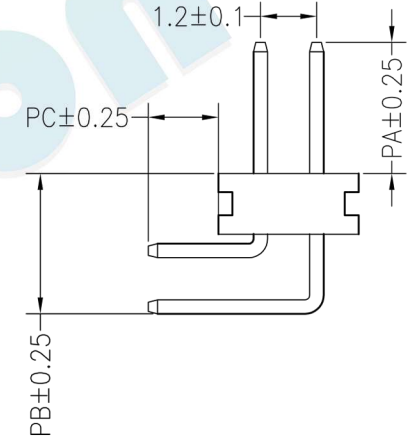
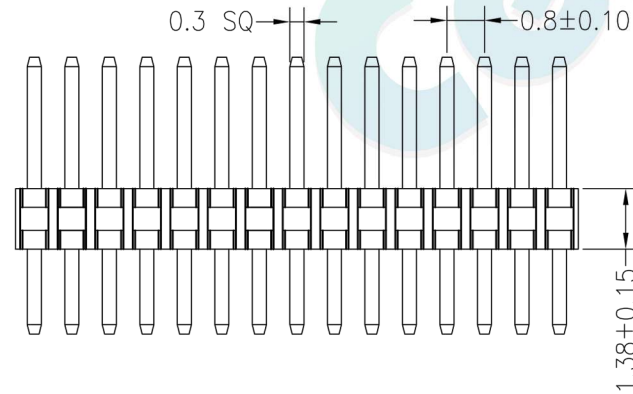
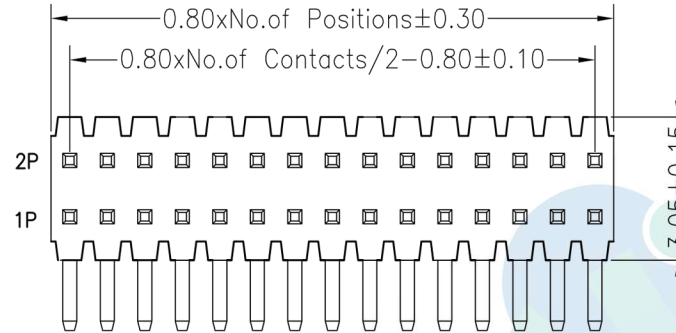

- A = Gold Flash
- B = 5U" Gold
- C = 10U" Gold
- D = 15U" Gold
- E = 30U" Gold
- F = Gold Flash/Tin
- G = Tin

7. Post

- W (With Post)
- Ø (No Post)

(1). Packaging

Ø=PE Bag 1=Tray 2=Tube 3=Tube+Cap 4=Reel+Cap 5=Reel+Mylar



Dimension antitheses list				
ITEM	PA	PB	PC	L
Standard	2.80	3.00	2.20	7.4/9.8
Alternate				

				OPERATION		DRAW	BEN	12.04.11	SCALE	FIT	 votre partenaire en électronique	
				X.X	±0.30							
				X.XX	±0.20	CHECK			SIZE	A4	PART NO.	1713DR - 12XX - XXX - XXX
				X.XXX	±0.10							
A0	2012.04.11	NEW DRAWING		Angle	±3°	PROJ.						
REV	DATE	MODIFICATION	DESCRIPTION	CHANGE	DIM							