

PIN HEADER SMT RIGHT ANGLE SINGLE ROW

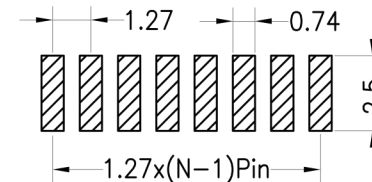
14 SERIES - 1.27MM PITCH



Specifications

- Rated Current: 1.0AMP
- Contact Resistance: 20mΩ Max
- Withstand Resistance: 500V AC/DC
- Insulation Resistance: 1000MΩ Min
- Operation Temperature: -40°C to +105°C
- Contact Material: Brass
- Contact Plating : Au Or Sn Over Ni
- Insulator Material : Polyester (UL94V-0)
- Standard : PA6T
- Max. Processing Temp : 230° for 30-60 seconds
260° for 10 seconds

Recommended P.C.B Layout(Top Side)
(PCB BOARD TOLERANCE±0.05)



Ordering Information

1415SR - 11 (XX) - AAA - B C P (1)

1 2
3 4
5 6 7
(1)

1. Connector Series

2. (H) Hauteur isolant

- H = 15 (Hauteur isolant : 1.5mm)

3. Number of pins per row

4. Pin Length

5. Insulator Material Option

- A = BK-PBT
- B = BK-PA66
- C = BK-PA6T
- D = BK-PA46
- E = BK-LCP

6. Contact Plating

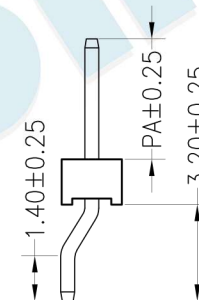
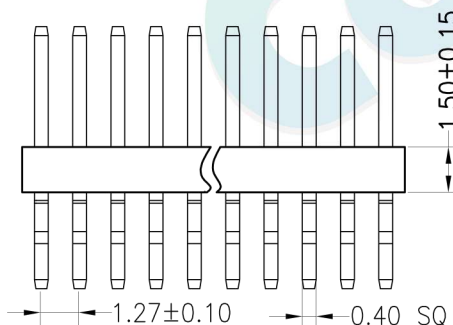
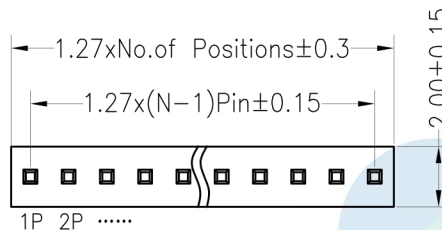

- A = 1U" Gold
- B = 1.5U" Gold
- C = 2U" Gold
- D = 3U" Gold
- E = 5U" Gold
- F = Gold Flash/Tin
- G = Tin

7. Post

- W (With Post)
- Ø (No Post)

(1). Packaging

Ø=PE Bag 1=Tray 2Tube 3=Tube+Cap 4=Reel+Cap 5=Reel+Mylar



Dimension antitheses list		
ITEM	PA	L
Standard	4.00	8.80
Alternate		

				OPERATION		DRAW	BEN	12.04.11	SCALE	FIT	 votre partenaire en électronique		
				X.X	±0.30				UNIT	mm			
				X.XX	±0.20	CHECK		SIZE	A4	PART NO.			1415SR - 11XX - XXX - XXX
				X.XXX	±0.10	APPROVE		SHEET	1/1	TITLE:			1.27PH 1xnPin H1.5
REV	DATE	MODIFICATION DESCRIPTION	CHANGE	DIM	TOL			PROJ.					

PIN HEADER SMT RIGHT ANGLE SINGLE ROW

14 SERIES - 1.27MM PITCH



Specifications

- Rated Current: 1.0AMP
- Contact Resistance: 20mΩ Max
- Withstand Resistance: 500V AC/DC
- Insulation Resistance: 1000MΩ Min
- Operation Temperature: -40°C to +105°C
- Contact Material: Brass
- Contact Plating : Au Or Sn Over Ni
- Insulator Material : Polyester (UL94V-0)
- Standard : PA6T
- Max. Processing Temp : 230° for 30-60 seconds
260° for 10 seconds

Recommended P.C.B Layout(Top Side)
(PCB BOARD TOLERANCE±0.05)

Ordering Information

1425SR - 11 (XX) - AAA - B C P (1)

1 2
3
4
5
6
7

1. Connector Series

2. (H) Hauteur isolant

- H = 25 (Hauteur isolant : 2.5mm)

3. Number of pins per row

4. Pin Length

5. Insulator Material Option

- A = BK-PBT
- B = BK-PA66
- C = BK-PA6T
- D = BK-PA46
- E = BK-LCP

6. Contact Plating

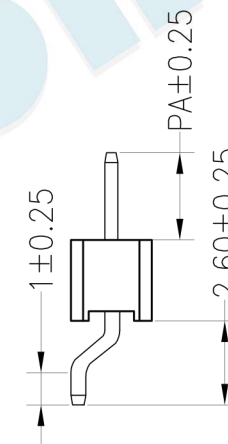
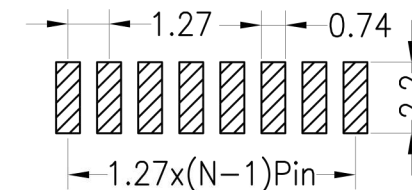
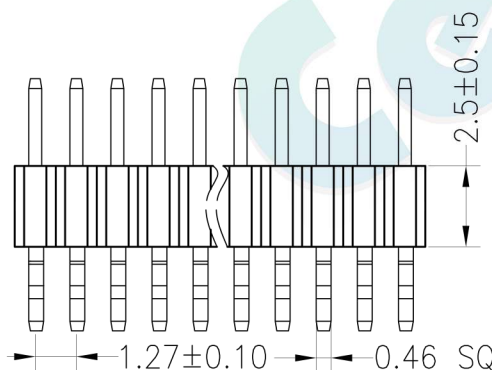
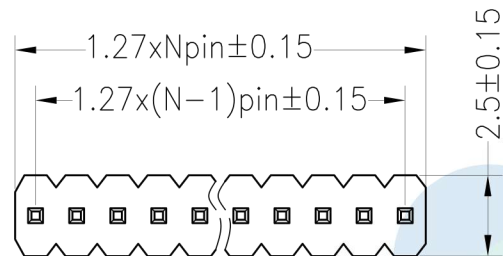

- A = Gold Flash
- B = 5U" Gold
- C = 10U" Gold
- D = 15U" Gold
- E = 30U" Gold
- F = Gold Flash/Tin
- G = Tin

7. Post

- W (With Post)
- Ø (No Post)

(1). Packaging

Ø=PE Bag 1=Tray 2=Tube 3=Tube+Cap 4=Reel+Cap 5=Reel+Mylar



Dimension antitheses list		
ITEM	PA	L
Alternate	4.00	9.30

				OPERATION		DRAW	BEN	12.04.11	SCALE	FIT	 votre partenaire en électronique		
				X.X	±0.30				UNIT	mm			
				X.XX	±0.20	CHECK		SIZE	A4	PART NO.			1425SR - 11XX - XXX - XXX
				X.XXX	±0.10	APPROVE		SHEET	1/1	TITLE:			1.27PH H2.5mm 1xNpin
REV	DATE	MODIFICATION	DESCRIPTION	CHANGE	DIM	TOL		PROJ.					