

PIN HEADER DIP RIGHT ANGLE DUAL ROW

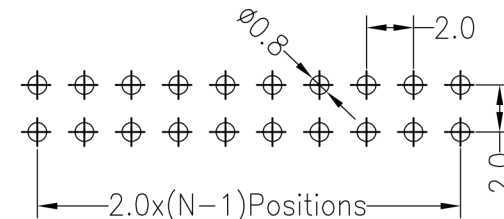
13 SERIES 2.00MM PITCH



Recommended P.C.B Layout (Top Side)
(PCB BOARD TOLERANCE ±0.05)

Specifications

- Rated Current: 1.5AMP
- Contact Resistance: 20mΩ Max
- Withstand Resistance: 500V AC/DC
- Insulation Resistance: 1000MΩ Min
- Operation Temperature: -40°C to +105°C
- Contact Material: Brass
- Contact Plating : Au Or Sn Over Ni
- Insulator Material : Polyester (UL94V-0)
- Standard : PA6T
- Max. Processing Temp : 230° for 30-60 seconds
260° for 5 seconds



Ordering Information

13(H)DR - 12 (XX) - AAA - B C P (1)

1. Connector Series

2. (H) Hauteur isolant

- H = 10 (Hauteur isolant : 1.0mm)
- H = 15 (Hauteur isolant : 1.5mm)

3. Number of pins per row

4. Pin Length

5. Insulator Material Option

- A = BK-PBT
- B = BK-PA66
- C = BK-PA6T
- D = BK-PA46
- E = BK-LCP

6. Contact Plating

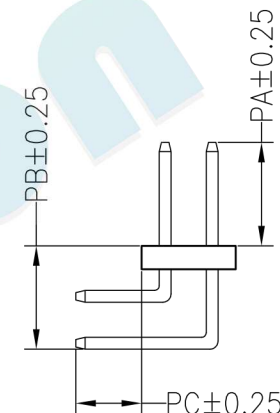
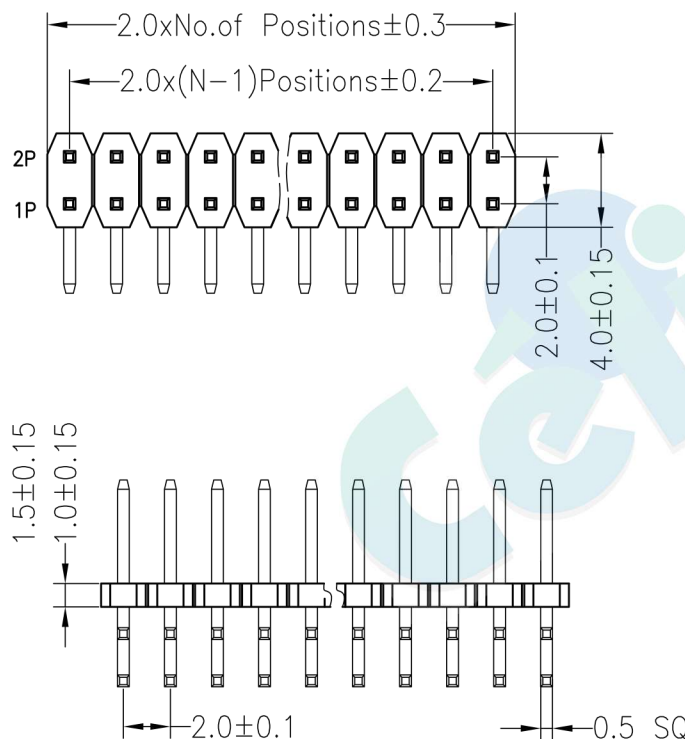

- A = Gold Flash
- B = 5U" Gold
- C = 10U" Gold
- D = 15U" Gold
- E = 30U" Gold
- F = Gold Flash/Tin
- G = Tin

7. Post

- W (With Post)
- Ø (No Post)

(1). Packaging

Ø = PE Bag 1= Tray 2=Tube



| Dimension antitheses list | | | | |
|---------------------------|------|------|------|----------|
| ITEM | PA | PB | PC | L |
| Standard | 4.00 | 4.50 | 2.80 | 9.8/13.8 |
| Alternate | | | | |

OPERATION

| | |
|-------|-------|
| X.X | ±0.30 |
| X.XX | ±0.20 |
| X.XXX | ±0.10 |
| Angle | ±3° |
| DIM | TOL |

DRAW

YiYuSheng

SCALE

YiYuSheng

FIT

12.03.28

UNIT

mm

SIZE

A4

SHEET

1/1

PROJ.

◆



PART NO.

13(H)DR - 12XX - XXX - XXX

TITLE:

2.0PH 2xNpin 90°

A0 2012.03.28 NEW DRAWING

REV DATE MODIFICATION DESCRIPTION CHANGE

OPERATION DIM TOL

DRAW

YiYuSheng

SCALE

FIT

PART NO.

13(H)DR - 12XX - XXX - XXX

TITLE:

2.0PH 2xNpin 90°

PIN HEADER DIP RIGHT ANGLE DUAL ROW

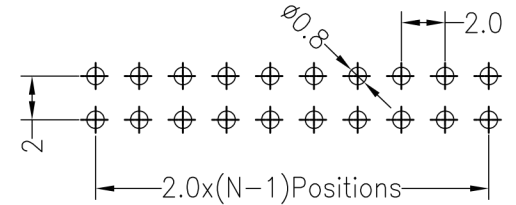
13 SERIES. 2.00MM PITCH



Specifications

- Rated Current: 1.5AMP
- Contact Resistance: 20mΩ Max
- Withstand Resistance: 500V AC/DC
- Insulation Resistance: 1000MΩ Min
- Operation Temperature: -40°C to +105°C
- Contact Material: Brass
- Contact Plating : Au Or Sn Over Ni
- Insulator Material : Polyester (UL94V-0)
- Standard : PA6T
- Max. Processing Temp : 230° for 30-60 seconds
260° for 5 seconds

Recommended P.C.B Layout(Top Side)
(PCB BOARD TOLERANCE±0.05)



Ordering Information

1320DR - 12 (XX) - AAA - B C P (1) 01*

1. Connector Series

2. (H) Hauteur isolant

- H = 20(Hauteur isolant : 2.0mm)

3. Number of pins per row

4. Pin Length

5. Insulator Material Option

- A = BK-PBT
- B = BK-PA6T
- C = BK-PA46
- D = BK-PA9T
- E = BK-LCP

6. Contact Plating

- A = 0.8U" Gold
- B = 1U" Gold
- C = 1.5U" Gold
- D = 2U" Gold
- E = 3U" Gold
- F = 5U" Gold
- G = Gold Flash/Tin
- H = Tin

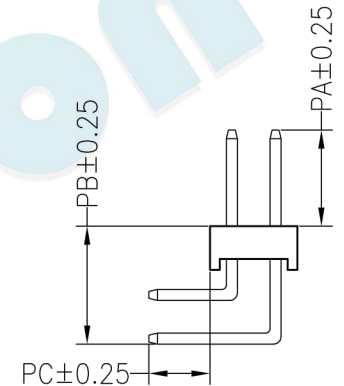
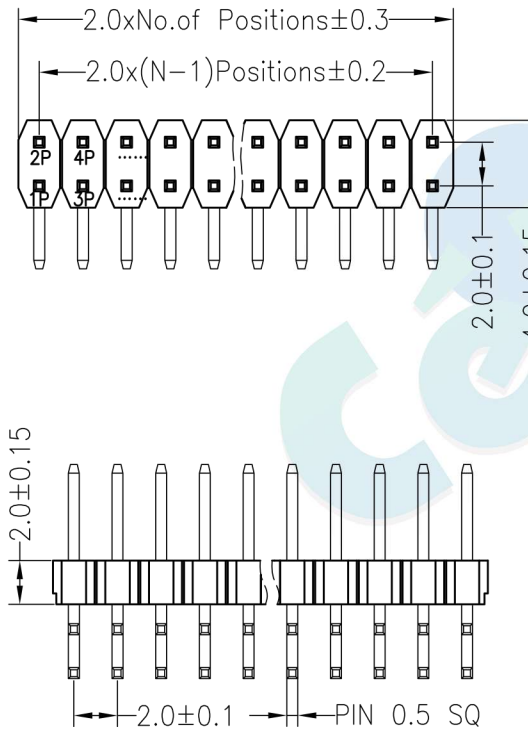

7. Post

- W (With Post)
- Ø (No Post)

*01 = Type 1

(1). Packaging

Ø=PE Bag 1=Tray 2=Tube 3=Pe 4=Tape&Reel 5=Tube&Reel



| Dimension antitheses list | | | | | |
|---------------------------|------|------|------|-------|-------|
| ITEM | PA | PB | PC | L短 | L长 |
| Standard | 4.00 | 5.40 | 2.80 | 10.50 | 14.50 |
| Alternate | | | | | |

| | | | | OPERATION | | DRAW | BEN | 12.04.11 | SCALE | FIT |
|-----|------------|--------------|-------------|-----------|-------|---------|-----|----------|-------|-----|
| REV | DATE | MODIFICATION | DESCRIPTION | DIM | TOL | | | | | |
| A0 | 2012.04.11 | NEW DRAWING | | X.X | ±0.30 | CHECK | | | UNIT | mm |
| | | | | X.XX | ±0.20 | | | | | |
| | | | | X.XXX | ±0.10 | | | | | |
| | | | | Angle | ±3° | APPROVE | | | SHEET | 1/1 |
| | | | | | | | | | | |
| | | | | | | | | | PROJ. | |



| | |
|----------|------------------------------|
| PART NO. | 1320DR - 12XX - XXX - XXX 01 |
| TITLE: | 2.0PH 2xNpin H2.0mm 90° |

PIN HEADER DIP RIGHT ANGLE DUAL ROW

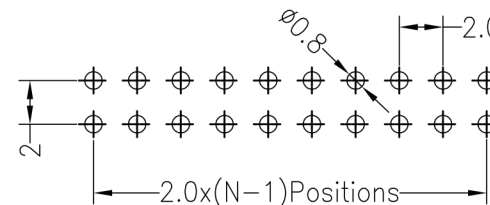
13 SERIES. 2.00MM PITCH



Specifications

- Rated Current: 1.5AMP
- Contact Resistance: 20mΩ Max
- Withstand Resistance: 500V AC/DC
- Insulation Resistance: 1000MΩ Min
- Operation Temperature: -40°C to +105°C
- Contact Material: Brass
- Contact Plating : Au Or Sn Over Ni
- Insulator Material : Polyester (UL94V-0)
- Standard : PA6T
- Max. Processing Temp : 230° for 30-60 seconds
260° for 5 seconds

Recommended P.C.B Layout(Top Side)
(PCB BOARD TOLERANCE±0.05)



Ordering Information

1320DR - 12 (XX) - AAA - B C P (1) 02*

1. Connector Series

2. (H) Hauteur isolant

- H = 20(Hauteur isolant : 2.0mm)

3. Number of pins per row

4. Pin Length

5. Insulator Material Option

- A = BK-PBT
- B = BK-PA66
- C = BK-PA6T
- D = BK-PA46
- E = BK-PA9T
- F = BK-PA9T
- G = BK-LCP

6. Contact Plating

- A = 0.8U" Gold
- B = 1U" Gold
- C = 1.5U" Gold
- D = 2U" Gold
- E = 3U" Gold
- F = Gold Flash/Tin
- G = Tin

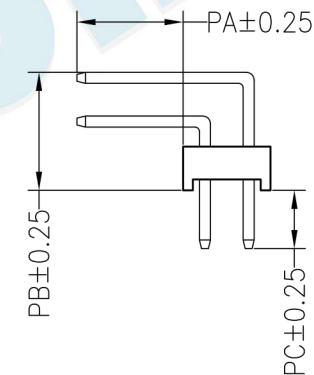
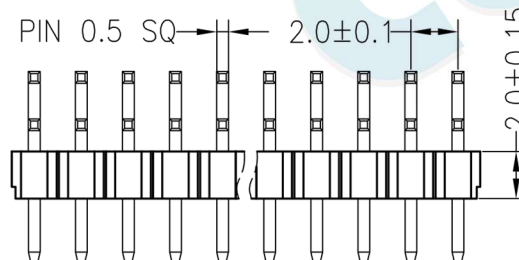
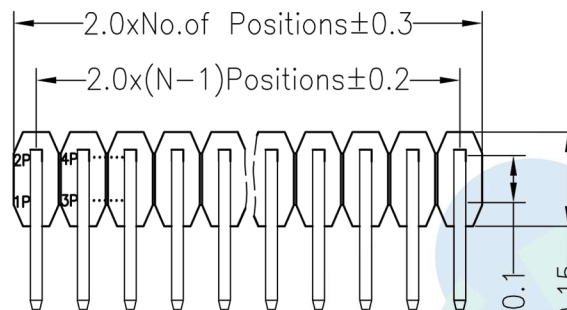

7. Post

- W (With Post)
- Ø (No Post)

*02 = Type 2

(1). Packaging

Ø=PE Bag 1=Tray 2=Tube 3=Pe 4=Tape&Reel 5=Tube&Reel



| Dimension antitheses list | | | | | |
|---------------------------|------|------|------|-------|-------|
| ITEM | PA | PB | PC | L短 | L长 |
| Standard | 4.00 | 5.40 | 2.80 | 10.50 | 14.50 |
| Alternate | | | | | |

| | | | | OPERATION | | DRAW | BEN | 12.04.11 | SCALE | FIT | votre partenaire en électronique | |
|-----|------|--------------|-------------|-----------|-------|---------|-------|----------|-------|-----|--------------------------------------|------------------------------|
| | | | | X.X | ±0.30 | | | | | | | |
| | | | | X.XX | ±0.20 | APPROVE | | | SIZE | A4 | PART NO. | 1320DR - 12XX - XXX - XXX 02 |
| A0 | | | | X.XXX | ±0.10 | | | | | | | |
| REV | DATE | MODIFICATION | DESCRIPTION | CHANGE | DIM | TOL | PROJ. | | | | | |