

PIN HEADER SMT RIGHT ANGLE DUAL ROW

12 SERIES. 2.54MM PITCH



Recommended P.C.B Layout(Top Side)
(PCB BOARD TOLERANCE±0.05)

Specifications

- Rated Current: 3.0AMP
- Contact Resistance: 20mΩ Max
- Withstand Resistance: 1000V AC/DC
- Insulation Resistance: 1000MΩ Min
- Operation Temperature: -40°C to +105°C
- Contact Material: Brass
- Contact Plating : Au Or Sn Over Ni
- Insulator Material : Polyester (UL94V-0)
- Standard : PA6T
- Max. Processing Temp : 230° for 30-60 seconds
260° for 5 seconds

Ordering Information

1225SR - 12 (XX) - AAA - B C P (1)

1 2 3 4 5 6 7

1. Connector Series

2. (H) Hauteur isolant

- H = 25(Hauteur isolant : 2.5mm)

3. Number of pins per row

4. Pin Length

5. Insulator Material Option

- A = BK-PBT
- B = BK-PA66
- C = BK-PA6T
- D = BK-PA46
- E = BK-LCP

6. Contact Plating

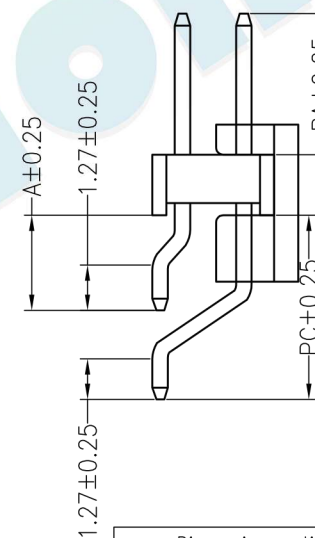
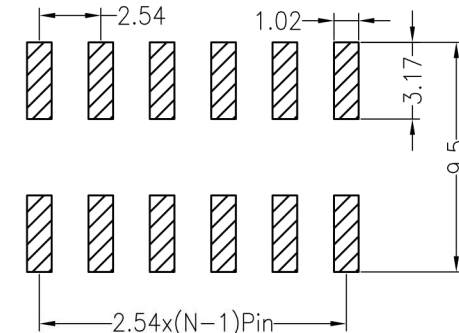
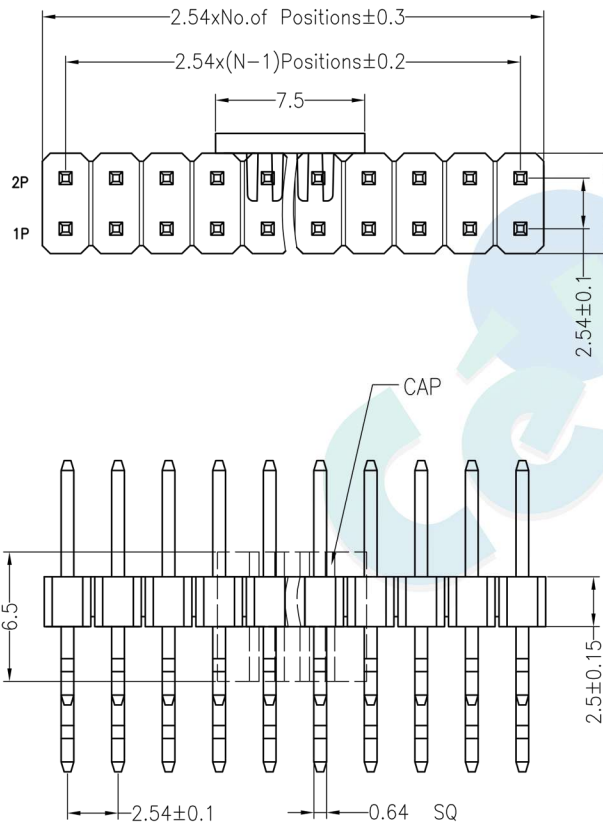
- A = Gold Flash
- B = 5U" Gold
- C = 10U" Gold
- D = 15U" Gold
- E = 30U" Gold
- F = Gold Flash/Tin
- G = Tin

7. Post

- W (With Post)
- Ø (No Post)

(1). Packaging

Ø=PE Bag 1=Tray 2=Tube 3=Tube+Cap 4=Reel+Cap



Dimension antitheses list				
ITEM	PA	A	PC	L
Standard	6.00	3.94	8.50	12.5/19.0
Alternate				

OPERATION		DRAW	BEN	12.04.11	SCALE	FIT
X.X	±0.30					
X.XX	±0.20	CHECK			UNIT	mm
X.XXX	±0.10				SIZE	A4
Angle	±3°	APPROVE			SHEET	1/1
DIM	TOL				PROJ.	⌀



REV	DATE	MODIFICATION DESCRIPTION	CHANGE
A0	2012.04.11	NEW DRAWING	

PART NO.	1225SR - 12XX - XXX - XXX 01
TITLE:	2.54PH 2xNpin H2.5mm 90° SMT