

PIN HEADER SMT RIGHT ANGLE SINGLE ROW

12 SERIES. 2.54MM PITCH



Recommended P.C.B Layout(Top Side)
(PCB BOARD TOLERANCE±0.05)

Specifications

- Rated Current: 3.0AMP
- Contact Resistance: 20mΩ Max
- Withstand Resistance: 1000V AC/DC
- Insulation Resistance: 1000MΩ Min
- Operation Temperature: -40°C to +105°C
- Contact Material: Brass
- Contact Plating : Au Over Ni
- Insulator Material : Polyester (UL94V-0)
- Standard : PA6T
- Max. Processing Temp : 230° for 30-60 seconds
260° for 10 seconds

Ordering Information

1225SR - 11 (XX) - AAA - B C P (1)

1. Connector Series

2. (H) Hauteur isolant

- H = 25(Hauteur isolant : 2.5mm)

3. Number of pins per row

4. Pin Length

5. Insulator Material Option

- A = BK-PBT
- B = BK-PA66
- C = BK-PA6T
- D = BK-PA46
- E = BK-LCP

6. Contact Plating

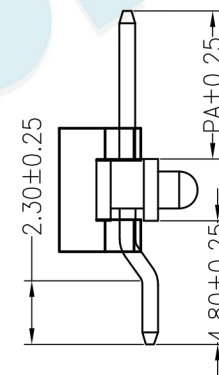
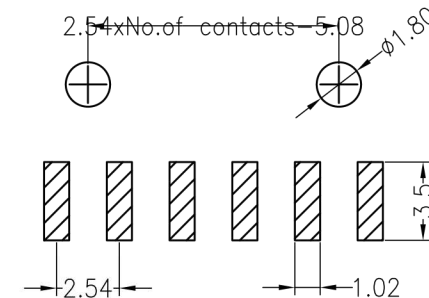
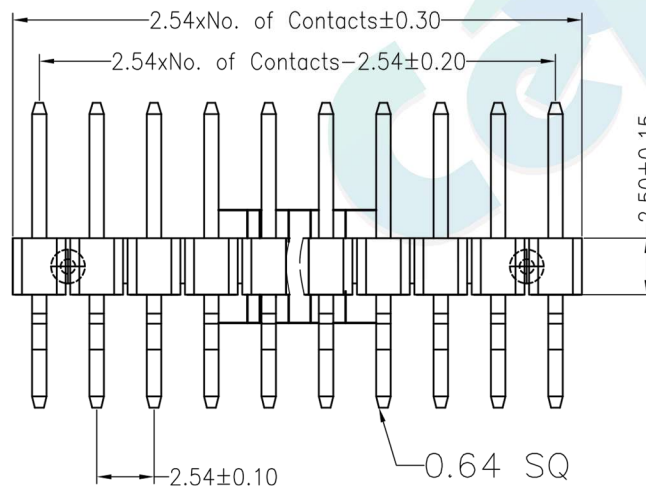
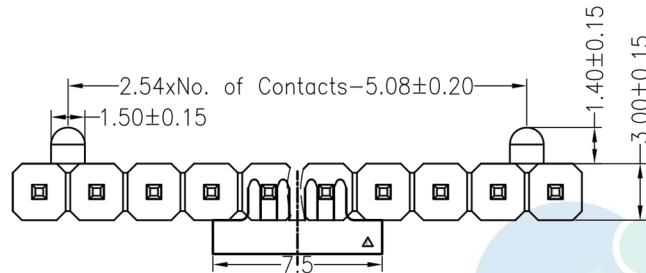

- A = Gold Flash
- B = 5U" Gold
- C = 10U" Gold
- D = 15U" Gold
- E = 30U" Gold
- F = Gold Flash/Tin
- G = Tin

7. Post

- W (With Post)
- Ø (No Post)

(1). Packaging

Ø=PE Bag 1=Tray 2=Tube 3=Tube+Cap 4=Reel+Cap



Dimension antitheses list		
ITEM	PA	L
Standard	6.00	13.50
Alternate		

OPERATION

X.X	±0.30
X.XX	±0.20
X.XXX	±0.10
Angle	±3°
DIM	TOL

DRAW

BEN

12.04.11

SCALE

FIT

UNIT

mm

SIZE

A4

SHEET

1/1

PROJ.



PART NO.

1225SR - 11XX - XXX - XXX 01

TITLE:

2.54PH H2.5mm

A0 2012.04.11 NEW DRAWING

REV DATE MODIFICATION DESCRIPTION CHANGE

APPROVE

5

6

7

8

9