# PIN HEADER DIP RIGHT ANGLE TRIPLE ROW

## 12 SERIES. 2.54MM PITCH

HSF RoHS FILE NO: E362819

### Specifications

- Rated Current: 3.0AMP
- Contact Resistance: 20mΩ Max
- Withstand Resistance: 1000V AC/DC
- Insulation Resistance: 1000MΩ Min
- Operation Temperature: -40°C to +105°C
- Contact Material: Brass
- Contact Plating : Au Over Ni
- Insulator Material : Polyester (UL94V-0)
- Standard : PBT
- Max. Processing Temp : 230° for 30-60 seconds
  200° for 10 seconds

### Ordering Information

**1225DR - 13 (XX) - AAA - B C P (1)**

1 2 3 4 5 6 7

1. **Connector Series**
2. **(H) Hauteur isolant**
   - H = **25**(Hauteur isolant : 2.5mm)
3. **Number of pins per row**
4. **Pin Length**
5. **Insulator Material Option**
   - **A** = BK-PBT
   - **B** = BK-PA66
   - **C** = BK-PA6T
   - **D** = BK-PA46
   - **E** = BK-LCP
6. **Contact Plating**
   - **A** = Gold Flash
   - **B** = 1U" Gold
   - **C** = 1.5U" Gold
   - **D** = 2U" Gold
   - **E** = 3U" Gold
   - **F** = Gold Flash/Tin
   - **G** = Tin
7. **Post**
   - **W** (With Post)
   - **Ø** (No Post)

***(1)*. Packaging**
**Ø** = PE Bag **1**= Tray **2**= Tube **3**= Tube+Cap **4**=Reel+Cap **5**= Reel+ Mylar



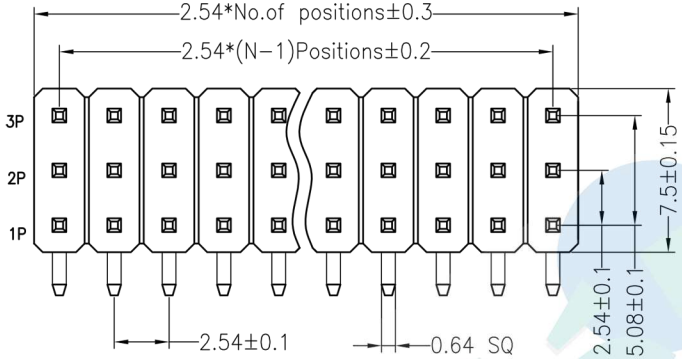


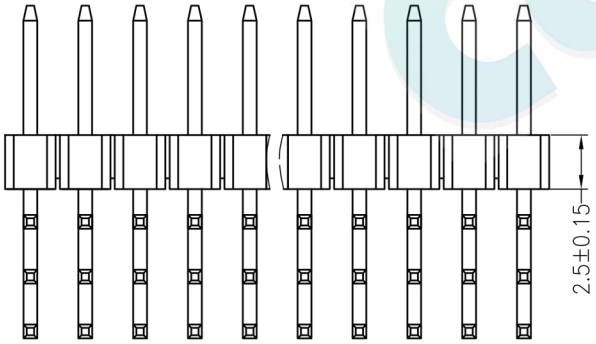


Recommended P.C.B Layout(Top Side)
(PCB BOARD TOLERANCE±0.05)

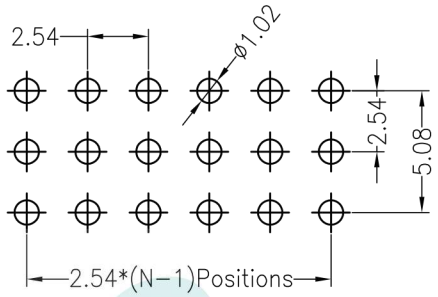


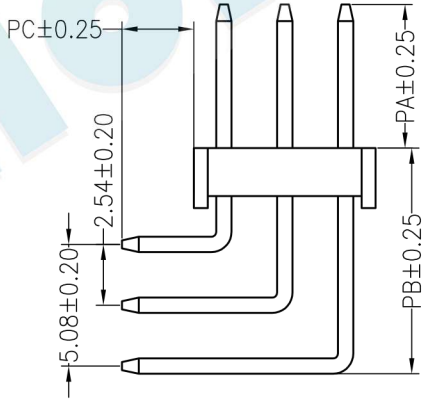


Dimension antitheses list

| ITEM | PA | PB | PC | L1 | L2 | L3 |
|---|---|---|---|---|---|---|
| Standard | 6.00 | 9.54 | 3.00 | 13.80 | 18.80 | 23.80 |
| Alternate | | | | | | |

| REV | DATE | MODIFICATION DESCRIPTION | CHANGE |
|---|---|---|---|
| A0 | 2012.04.18 | NEW DRAWING | |

| OPERATION | |
|---|---|
| X.X | ±0.30 |
| X.XX | ±0.20 |
| X.XXX | ±0.10 |
| Angle | ±3° |
| DIM | TOL |

| | | |
|---|---|---|
| DRAW | YiYuSheng | 12.04.18 |
| CHECK | | |
| APPROVE | | |

| | |
|---|---|
| SCALE | FIT |
| UNIT | mm |
| SIZE | A4 |
| SHEET | 1/1 |
| PROJ. | |

Celion votre partenaire en électronique

| | |
|---|---|
| PART NO. | 1225DR - 13XX - XXX - XXX (1) |
| TITLE: | 2.54PH H2.5mm Three Row 90° |