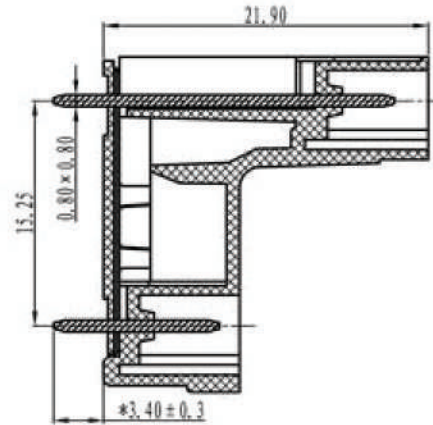
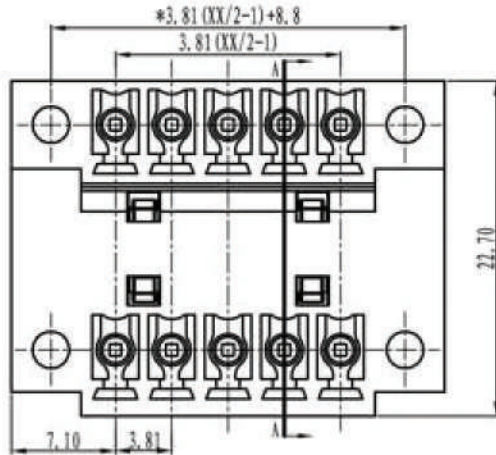


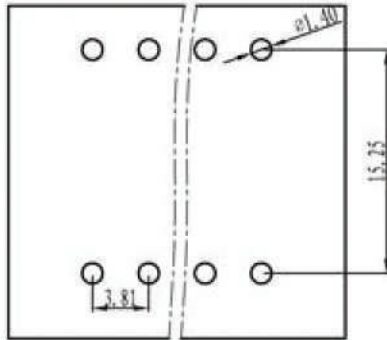


# CÉLION

product specification



SECTION A-A



TOLERANCES EXCEPT AS NOTED

variable range	linear dimension				fillet	chamfer	short angle sid			≡	-	□	//	⊥		
	to 6	over 6 to 30	over 30 to 120	over 120 to 480	all	to 6	to 10	to 50	to 120						to 5	to 30
tolerance	±0.1	±0.2	±0.3	±0.5	±0.2	±0.5	±1	1'	30'	20'	10'	0.5	0.025	0.06	0.12	0.4

### Electrical

Standard: UL-IEC  
 Rated voltage: 300V-250V  
 Rated current: 8A-7A  
 Contact resistance: 20m Ω  
 Withstanding voltage: AC2000V/1Min  
 Insulation resistance: 5000M Ω/DC1000V

### Mechanical

Temp.Range: -40°C~+105°C  
 MAX soldering: +250°C for 5 sec

### Dimensions

Pitch: 3.81mm  
 Poles: 2p-24p

### Material

Housing: PA66, UL94V-0  
 Pin header: Brass, Tin plated  
 Nut: M2.5, Brass

Schema generale del codice di ordinazione / General description of ordering code

serie	n°poli	passo	versione	colore	custom
CMD	02/24	3.81-7.62	VF		

UNITS	mm	SIZE	A4	SCALE	FIRST ANGLE PROJECTION	
					NAME	CMD-3.81-VF